

Name _____

Veteran's Day



Directions: Cut out words and pictures on the last page. Glue the main idea words in the box on each page as you study the book. For some pages there are additional cut outs to aid comprehension.

Directions: Color the state you live in.



A **veteran** is someone who was in the military. Veterans are not in the military now.



Directions: Circle the United States (USA).




Veterans protected the United States.



Directions:

1. Color the airplane.
2. Cut out the pilot. Glue the pilot inside the plane.




Some veterans protected the air.



Directions:

1. Color the ship.
2. Color the water blue.
3. Cut out the sailor. Glue the sailor on the ship



Some veterans protected the seas.



Directions:

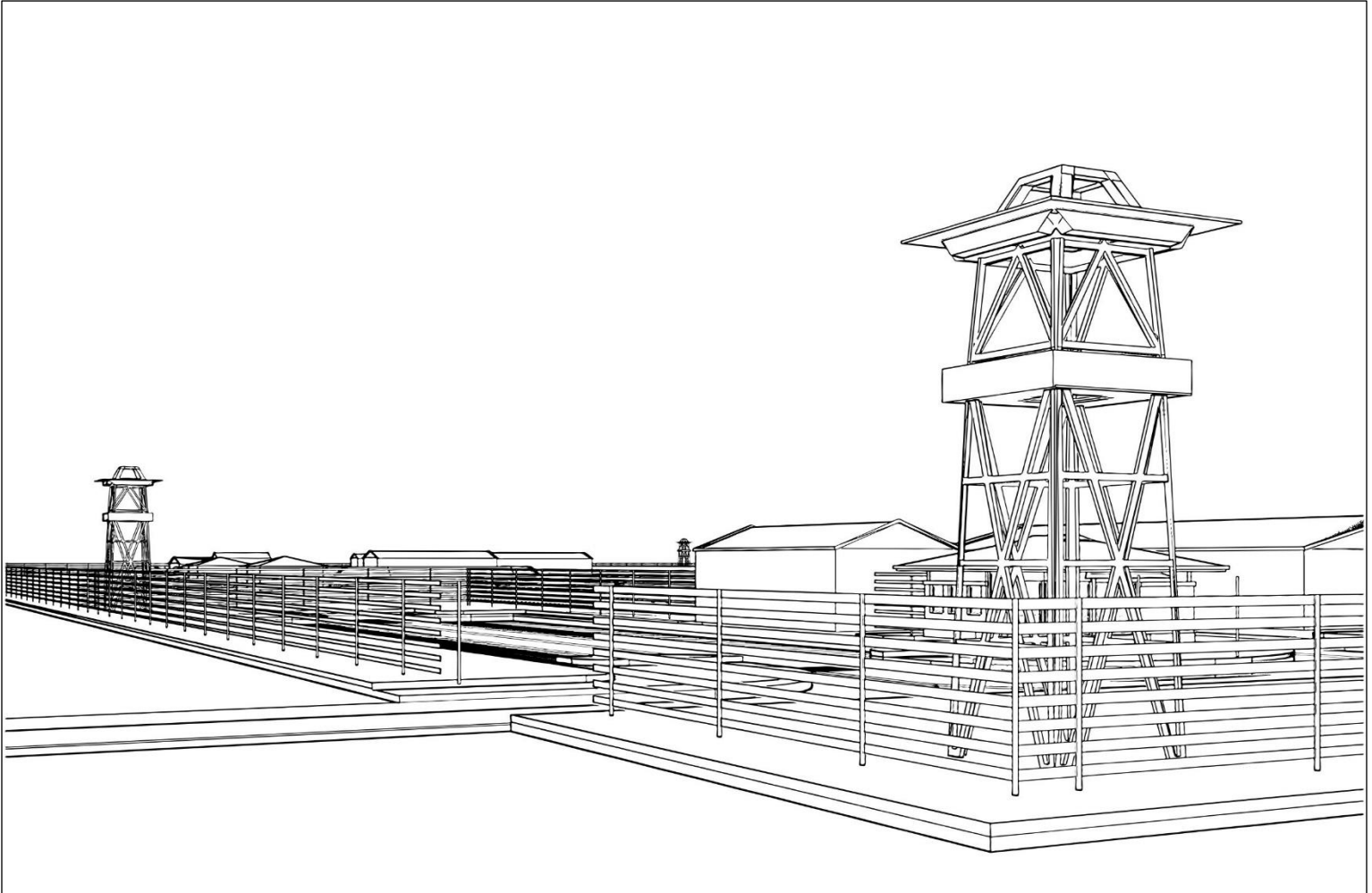
1. Color the land.
2. Cut out the soldier. Glue the soldier on the land.



Some veterans protected land.



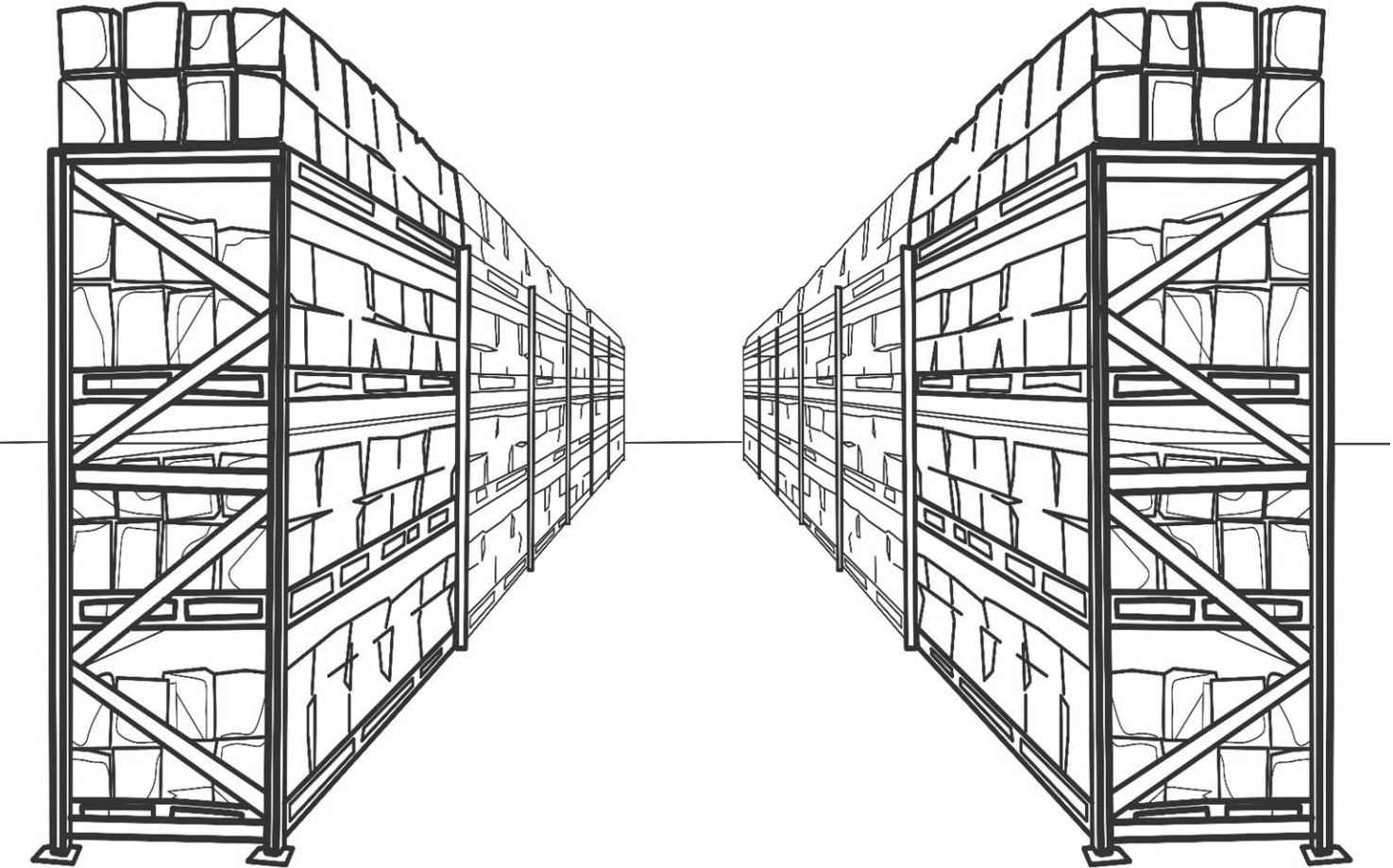
Directions: Cut out the soldier. Glue the soldier outside of the fence.



Some veterans protected places.



Directions: Cut out the soldier. Glue the soldier near the boxes.


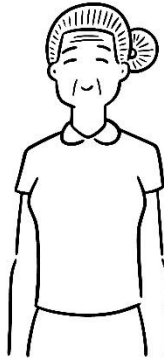




Some veterans protected things.



Directions: Color the veterans.

Thank you



Veterans Day is a holiday to say 'thank you' to veterans.



Directions:

1. Circle November 11.
2. When is Veteran's Day? _____
3. What day of the week is Veteran's Day? _____

NOVEMBER**2019**

Sunday

Monday

Tuesday

Wednesday

Thursday

Friday

Saturday


					1	2
3	4	5	6	7	8	9
10	11	12	13	14	15	16
17	18	19	20	21	22	23
24	25	26	27	28	29	30

Veterans Day is on November 11.

veteran

United States

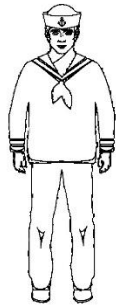
air



Pages 1 - 3

seas

land



Pages 4 - 5

places

things



Pages 6 - 7

Veterans Day

November 11

Pages 8-9
