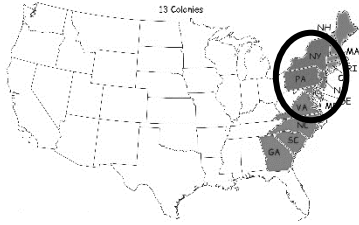


Activity Ideas:


1. **Reading Engagement Activity:** Print one set of cards for each student. Do not cut out the pictures. Project the Teacher eBook on the SmartBoard (only showing one page at a time). Have students put a game piece on the picture that matches the picture on the gameboard. To study, remove game markers and call out images to have the student put the game piece on. “Put a penny on the bear.”, etc.
2. **Quiz each other with the cards.** Use the cards to study. A student draws a card and then you ask the student a question or the student asks a question.
3. Print two sets of cards. Cut and then laminate (optional). Have students play a variety of card games.
 - Go fish
 - Spread out all cards face down. Have students flip cards over one at a time to find matching pairs. **To modify**, have one set already face up. The second deck is face down. Select a card from the face-down pile and match it to the face up card.
4. Use Activity Cards from two different books the students have covered. Create two piles; one for each book (use the cover of the book to establish the pile category). When the student draws a card, she puts it in the pile that goes with the book. For example, combine cards from mammals and reptiles to sort, or two completely unrelated books like Ancient Egypt and Arizona Symbols book. Make up a point system.



Middle Colonies



breadbasket



livestock




land



resources



forests



lumber



ports



rivers



YES





NO

Name _____

Directions: Have students circle, point or gaze at each picture as you call each out.

Ideas: 1. Use the pictures of each from the book.

2. Cut out the pictures and attach them onto two Big Mack devices or other talking switches.



Name _____

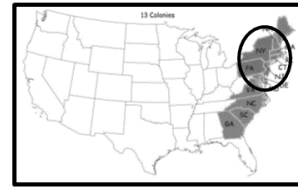
Directions: Circle the correct answer.

1) What were the Middle colonies part of?

A: Mexico

B: Africa

C: 13 colonies



2) What did lumberjacks cut down?

A: trees

B: buildings

C: ships



3) What did farmers grow?

A: ships


B: wheat

C: trees



4) What was lumber used to make?

A: ships



B: pie

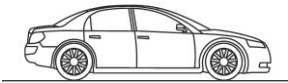


C: clothes




5) What took food and wood across the Atlantic Ocean?

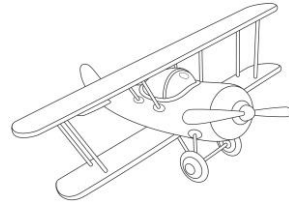
A cars



B: ships



C: airplanes





Name _____

Directions: Use the word bank to answer the questions.

ships	trees	Atlantic Ocean
corn	13 colonies	wheat

1. What were the Middle colonies part of? _____

2. What did lumberjacks cut down? _____

3. What did farmers grow? _____ and _____

4. What was lumber used to make? _____

5. What ocean did ships sail across _____








Name _____

Directions:

1. Circle each picture of a **ship**.
2. Put an "X" on each picture that is not.

Supplemental Activity:

1. Cut out each **ship**.
2. Glue pictures of the **ships** on a sheet of paper.



Name _____

Directions:

1. Cut out each box below.
2. Paste each box into the correct space.

1. Farmers grew _____ for bread.
2. Ships were made of _____.
3. Farmers grew a lot of wheat and _____.
4. Farmers had cows and _____.

wheat

corn

wood

pigs

Name _____

Fact: A port is where ships park. They put food and lumber on ships. In the Middle Colonies there were ports. Ships sailed across the Atlantic Ocean.

Directions:

1. Where do ships park? _____.
2. Color the ships.
3. Color the Atlantic Ocean blue.
4. Write a sentence on the word "port" on the line below.





Name _____

Fact: There were a lot of farms in the Middle Colonies. Farmers had a lot of cows, pigs and chickens.

Directions: Answer the questions.

1. Did farmers have cows? _____
2. Do chickens live on farms? _____
3. Color the chickens on the farm.
4. Trace or write the word farm.



farm _____


Name _____

Directions: What did the Middle Colonies have? Write the words

ship

farm

forest



S

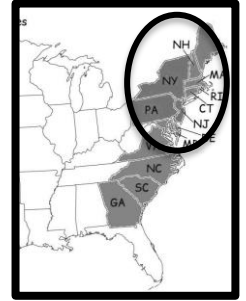


f



f

Name _____



Directions: Fill in the blank with the word 'Colonies'.


1. The Middle _____ were part of the 13 colonies. (Page 1)
2. The Middle _____ were called the breadbasket colonies. (Page 3)
3. There were forests in the Middle _____.
(Page 5)
4. There were big rivers in the Middle _____.
(Page 7)
5. There were ports in the Middle _____.
(Page 8)

Name _____

Fact: There were a lot of forests in the Middle Colonies. Lumberjacks cut down trees. The wood is called lumber.

Directions:

1. Cut out the wood pile.
2. Glue it next to the lumberjack.
3. Color the lumberjack and the wood pile.



Each card represents the main idea for a page in the book. Use these to study content topics with the book. Match each word with a page in book. To engage, play games with the cards. Discuss the word as it relates to the info. on each page.

Middle
Colonies

land

breadbasket

livestock

forests

lumber

rivers

ports

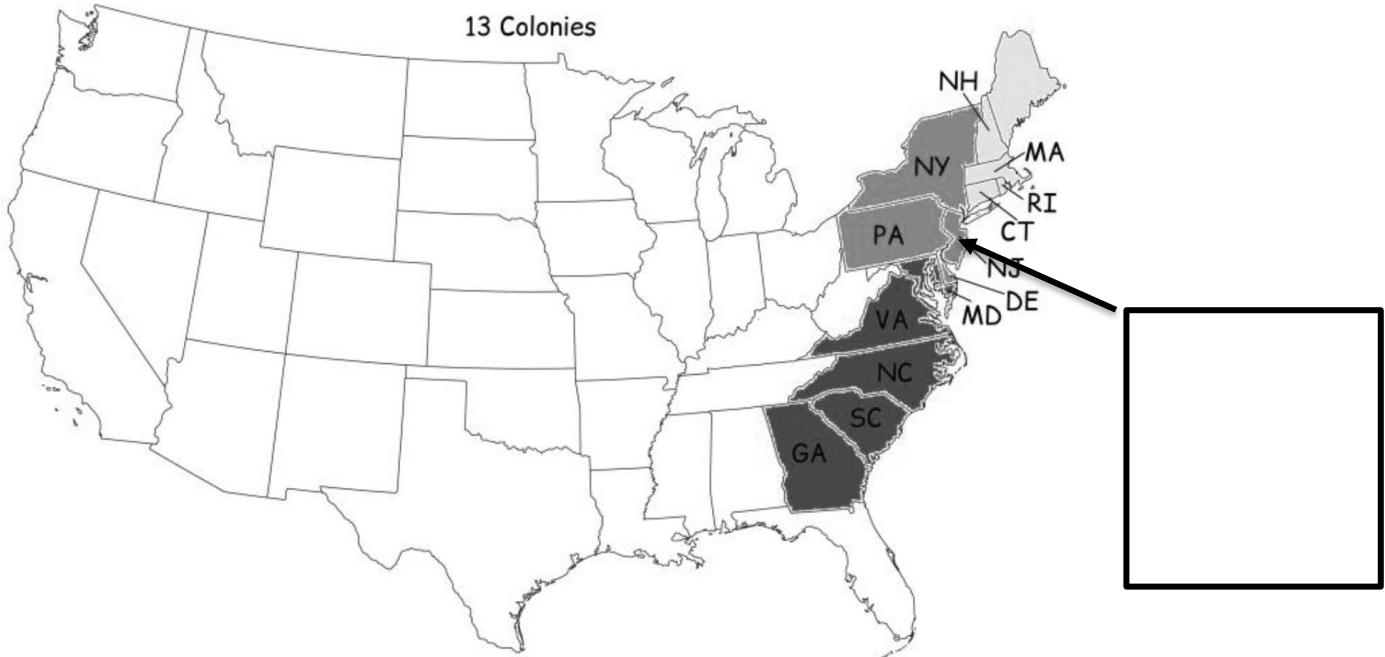
resources

Name _____

Fact: The Middle Colonies were part of the 13 Colonies.

Directions:












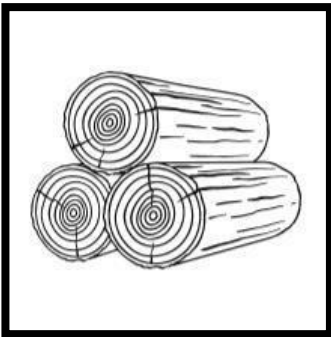
1. Cut out the pictures of the 13 colonies.
2. Glue the pictures in the box next to the Middle Colonies.
3. Color your state.



Name _____

Directions:

1. Cut out the pictures at the bottom of the page.
2. Glue pictures to match the pattern.



Name _____

Directions:

1. Fill in the blanks with the word in bold.
2. Rewrite the sentence.



Farmers grew **corn**.

Farmers grew _____.



Farmers grew **wheat**.

Farmers grew _____.

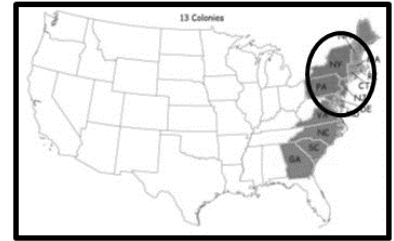


Lumberjacks cut down **trees**.

Lumberjacks cut down _____.

Name _____

Directions: Fill in the blank with the word 'were'.



1. There _____ forests.

2. Some people _____ lumberjacks.

3. Some people _____ farmers.

4. There _____ ports.

5. The Middle Colonies _____ part of the 13 colonies.

Name _____

Directions:

1. Cut out each box below.
2. Paste each box into the correct space.



1. The _____ were called the breadbasket colonies.



2. Farmers grew _____.



3. Lumberjacks cut _____.



trees



Middle Colonies



wheat and corn


Name _____

Directions:

1. Cut out each box below.
2. Paste each box into the correct space.



1. The _____ were part of the 13 colonies.



2. Farmers grew _____.



3. Lumberjacks cut down _____.

trees

Middle Colonies

wheat and corn

Name _____

Directions:

1. Cut out each box below.
2. Paste each box into the correct space.

1. The _____ were part of the 13 colonies.

2. Farmers grew _____.

3. Lumberjacks cut down _____.

wheat and corn

Middle Colonies

trees

Name _____

Directions: Use the sentence template below to write about the Middle Colonies. You can use the words more than once.

1

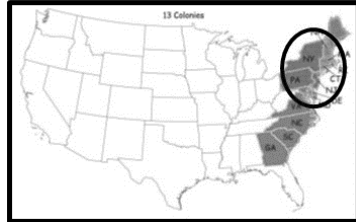
The Middle Colonies
Farmers
Lumberjacks

2

cut down
were part
grew

3

of the 13 Colonies
trees
wheat and corn



Name _____

Directions:

1. Go to "search image".
2. Type in each word card.
3. Find a picture that you like. (talk about pictures you find)



Optional:

1. Save and upload to a PowerPoint or Word document.
2. Type a word or sentence about each picture.

Middle Colonies

wheat

bread

forests

ports




livestock

lumberjack

ships


Name _____

Directions: Circle the picture that matches the first picture in the row.



Name _____

Directions: Draw a line from the definition to the matching word.



animals that live on a farm

livestock

wood from trees

lumberjacks

people who cut down trees

lumber


where ships park

ports

Name _____


Directions: Glue the picture card into the correct box.

What




forest

What



farms

What




ships

Where



Middle Colonies



Name _____

Directions: Glue the picture card into the correct box.

Where

Where did
lumberjacks
cut down
trees?

forest

Where

Where did
farmers
work?

farms

What


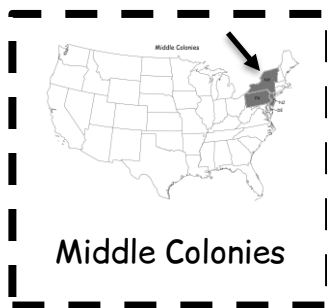
What was
made with
lumber?

ships

Where

Which colonies
were in the
middle?

Middle Colonies



Name _____

Directions: Glue the picture card into the correct box.

Where

Where did
lumberjacks
cut down
trees?

Where


Where did
farmers
work?

What

What was
made with
lumber?

Where

Which
colonies were
in the
middle?



Name _____

Directions: Use the words in the text box to answer the questions below.



When - time or date



What - a thing



Where - a place



Who - a person or people

Middle	forest	ships	farms
--------	--------	-------	-------

Where did lumberjacks cut down trees? _____.

What was made with lumber? _____.

Where did farmers work? _____.

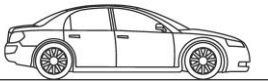
Where were the colonies? _____.

Name _____

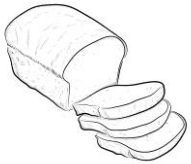
Directions: Answer Yes or No to the following questions.



Did lumberjacks cut down trees? _____




Did cars take food and wood across the Atlantic Ocean?



Is bread made from wheat? _____



Did lumberjacks grow corn and wheat? _____



Was wood used to make ships? _____