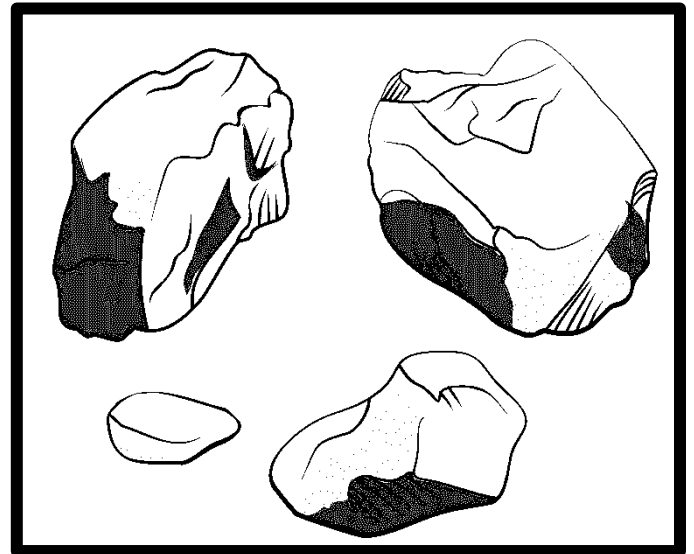
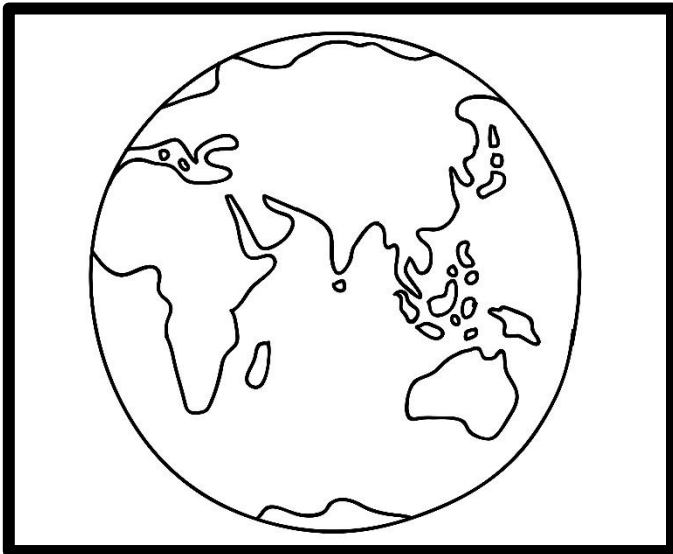


Name _____

Directions: Have students circle, point or gaze at each picture as you call it out. (Earth, rocks)

Idea: Cut out the pictures and attach them onto Big Mack devices or other talking switches.

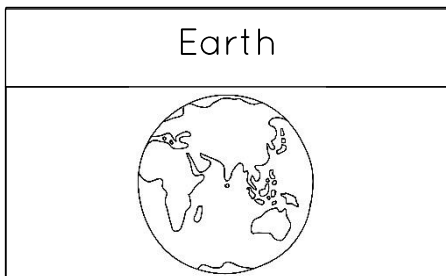


Name _____

Directions: Circle the correct answer.

1. What is weathering?


a



b




c




2. What causes weathering?


a



b



c




3. What causes weathering?


a



b




c



4. What causes weathering?

a

moon



b

tree roots



c


bats



5. What causes weathering?

a

wind



b

Earth



c

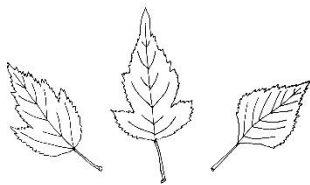
shoes



6. What causes weathering?

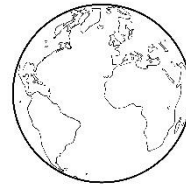
a

leaves



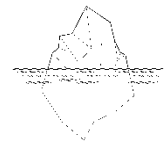
b

Earth



c

ice



Name _____

Directions: Use the word bank to answer the questions.

sand	roots	wind
digging	water	rocks breaking

1. What is weathering? _____

2. What do very small rocks break into? _____

3. How do animals break rocks? _____

4. What part of a tree breaks rocks? _____

5. What causes weathering? _____ and

Name _____

Directions: Use the words in the **Word Bank** to fill in the blank.

sand	rock	dig
roots	break	

1. Big rocks _____ into small rocks. (page 2)

2. Very, very small rocks break into _____ or dirt.
(Page 3)

3. Waves crash and break _____. (Page 5)

4. Animals _____ up rocks. (Page 8)

5. Tree _____ grow into rocks. (Page 9)

Name _____

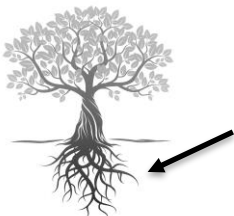
Directions: Draw a line connecting the weathering picture with the matching word.



animals digging



tree roots



ice



wind



water