





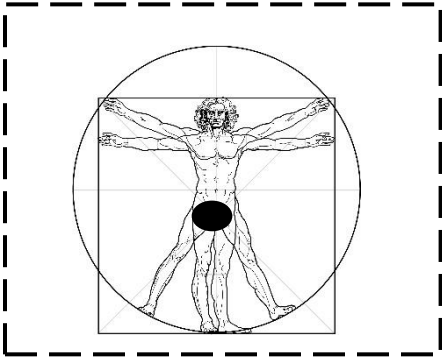
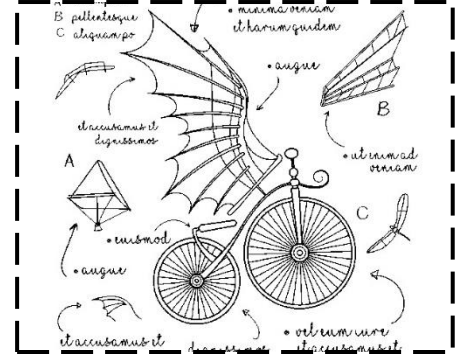
World History

# Leonardo da Vinci Renaissance Printable Worksheet Booklet



### Activity Ideas: (Same activities as color images with line drawings)

1. Reading Engagement Activity: Print one set of cards for each student. Do not cut out the pictures. Project the Teacher eBook on the SmartBoard (only showing one page at a time). Have students put a game piece on the picture that matches the picture on the gameboard. To study, remove game markers and call out images to have the student put the marker on. "Put a penny on the bear.", etc.
2. Print two sets of cards. Cut and then laminate (optional). Have students play a variety of card games.
  - Go fish
  - Spread out all cards face down. Have students flip cards over one at a time to find matching pairs. **To modify**, have one set already face up. The second deck is face down. Select a card from the face-down pile and match it to the face up card.
3. Use Activity Cards from two different books the students have covered. Create two piles; one for each book (use the cover of the book to establish the pile category). When the student draws a card, she puts it in the pile that goes with the book. For example, combine cards from mammals and reptiles to sort, or two completely unrelated books like Ancient Egypt and Arizona Symbols book. Make up a point system.
4. Color the activity cards.
5. Cut out the activity cards and glue them on a paper. Write the word that goes with the picture (ex: Dog) under the image.





Name \_\_\_\_\_

**Directions:** Have students circle, point or gaze at each picture as you call each out.

**Ideas:** 1. Use the pictures of each from the book.

2. Cut out the pictures and attach them onto two Big Mack devices or other talking switches.



Name \_\_\_\_\_

Directions: Circle the correct answer.

1. Who was a painter during the Renaissance?

a

b

c

Leonardo da Vinci

Martin Luther King

Ben Franklin



2. Where did Leonardo da Vinci live?

a

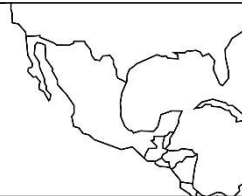
b

c

United States

Mexico

Italy



3. What did Leonardo da Vinci paint?

a

b

c

Mona Lisa

Sistine Chapel

Tower Bridge




4. What did Leonardo da Vinci paint?

a

Statue of Liberty



The Last Supper



c

flowers



5. What did Leonardo da Vinci use math to draw?

a

flowers



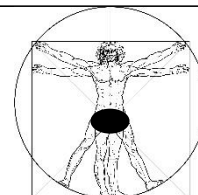
b

portraits



c

human body





Name \_\_\_\_\_

Directions: Use the word bank to answer the questions.

The Last Supper	Italy	science
Leonardo da Vinci	math	Mona Lisa

1. Who was an artist during the Renaissance? \_\_\_\_\_

2. What Leonardo da Vinci painting is a Bible story? \_\_\_\_\_

3. Where did Leonardo da Vinci live? \_\_\_\_\_

4. What Leonardo da Vinci painting is in a museum in France?

\_\_\_\_\_

5. What two subjects did Leonardo da Vinci like \_\_\_\_\_


and \_\_\_\_\_

Name \_\_\_\_\_

**Fact:** Leonardo da Vinci lived in Italy. He lived during the Renaissance. Leonardo da Vinci was a painter.

**Directions:** Answer the questions. Color the picture.

1. Leonardo da Vinci lived in \_\_\_\_\_.
2. He lived during the \_\_\_\_\_.
3. Leonardo da Vinci was a \_\_\_\_\_.



Jo Briseno



Name \_\_\_\_\_

**Fact:** Leonardo da Vinci painted the Mona Lisa. You can see the Mona Lisa in a museum in France.

**Directions:** Answer the questions. Color the picture.

1. Leonardo da Vinci painted the \_\_\_\_\_.
2. You can see the Mona Lisa in a \_\_\_\_\_ in \_\_\_\_\_.
3. Do you like the painting of Mona Lisa? \_\_\_\_\_.




Name \_\_\_\_\_

**Fact:** Leonardo da Vinci painted pictures of Bible stories. One painting is called The Last Supper.

**Directions:** Answer the questions. Color the picture.

3. Leonardo da Vinci painted pictures of \_\_\_\_\_ stories.
2. One picture is called \_\_\_\_\_.
1. Do you like painting of The Last Supper? \_\_\_\_\_.


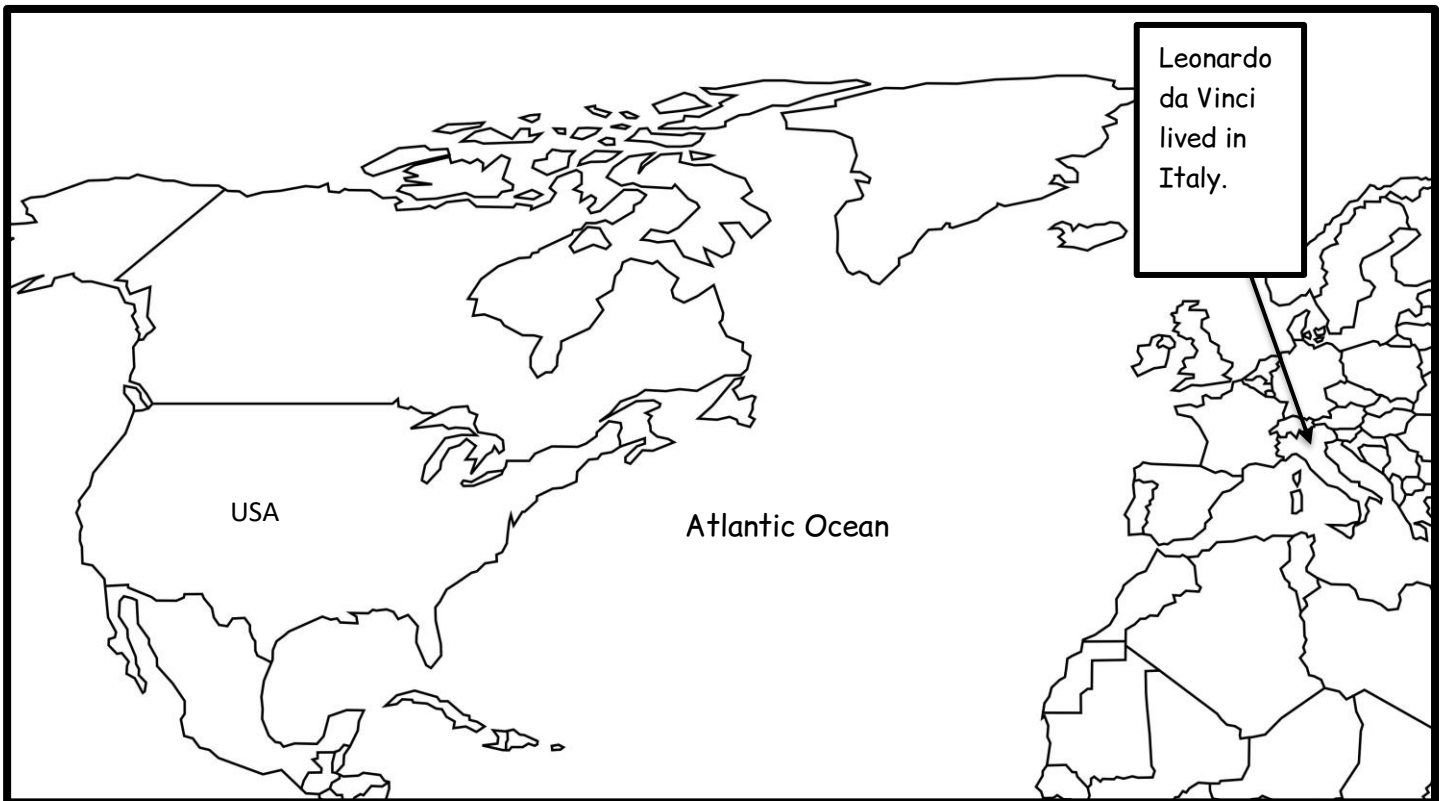


Name \_\_\_\_\_

**Fact:** Leonardo da Vinci lived in Italy.

**Directions:**


1. Color the United States red.
2. Color the Atlantic Ocean blue.
3. Color Italy green.
4. Cut out the picture of Leonardo da Vinci and glue into the box.



Name \_\_\_\_\_

**Directions:**


1. Cut out each box below.
2. Paste each box into the correct space.





This is Leonardo \_\_\_\_\_.



He painted the \_\_\_\_\_.



He painted \_\_\_\_\_.




Name \_\_\_\_\_

**Directions:**


1. Cut out each box below.
2. Paste each box into the correct space.



This is Leonardo \_\_\_\_\_.



He painted \_\_\_\_\_.



He painted the \_\_\_\_\_.

Mona Lisa

The Last Supper

da Vinci

Name \_\_\_\_\_

**Directions:**

1. Cut out each box below.
2. Paste each box into the correct space.

1. Leonardo da Vinci lived in \_\_\_\_\_.

2. He painted \_\_\_\_\_.

3. He painted \_\_\_\_\_.

4. Da Vinci used math to draw the human \_\_\_\_\_.

The Last Supper

body

the Mona Lisa

Italy

Name \_\_\_\_\_

Directions: Use the sentence template below to write about the Leonardo da Vinci. You can use the words more than once.

1

Leonardo da Vinci  
He

2

lived  
painted  
liked  
drew

3

The Last Supper  
in Italy  
the Mona Lisa  
the human body  
science and math



Jo Briseno

---

---

---

---

---

---

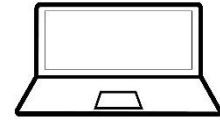
---

---

Name \_\_\_\_\_

**Directions:**

1. Go to "search image".
2. Type in each word card.
3. Find a picture that you like. (talk about pictures you find)



**Optional:**

1. Save and upload to a PowerPoint or Word document.

Leonardo da Vinci

Italy

Mona Lisa

The Last Supper

portraits






Renaissance

Leonardo da Vinci inventions




Name \_\_\_\_\_

**Directions:** Cut out pictures. Glue the picture under the matching picture.



Name \_\_\_\_\_

**Directions:** Draw a line from the definition to the matching word.



Time when people liked painting, writing and learning

**invention**

Painting of a person

**museum**

Something made for the first time

**portrait**

building where famous paintings are

**Renaissance**



Name \_\_\_\_\_

Directions: Use the word bank to fill in the blanks.

portrait - painting of a person  
museum - building where famous paintings are  
Renaissance - time when people liked painting, writing and learning  
invention - something made for the first time

1. A building where famous paintings are \_\_\_\_\_.

2. Something made for the first time \_\_\_\_\_.


3. Painting of a person \_\_\_\_\_.

4. Time when people liked painting, writing and learning  
\_\_\_\_\_.

Name \_\_\_\_\_

Directions: Glue the picture card into the correct box.

Who



Jo Briseno


Leonardo da Vinci

Where



Italy


What




Jo Briseno

The last Supper

What



Mona Lisa



Name \_\_\_\_\_

Directions: Glue the picture card into the correct box.

**Who**

Who was a painter?

Leonardo da Vinci

**What**

What do da Vinci paint?

The Last Supper

**What**



What did da Vinci paint?

Mona Lisa

**Where**

Where did da Vinci live?

Italy



Name \_\_\_\_\_

Directions: Glue the picture card into the correct box.

**Who**  
Who was a painter?

**What**  
What did da Vinci paint?

**Where**  
Where did da Vinci live?

**What**  
When did da Vinci paint?



Mona Lisa



Italy



da Vinci



The Last Supper

Jo Briseno

Jo Briseno

Name \_\_\_\_\_

Directions: Use the words in the text box to answer the questions below.



When - time or date



What - a thing



Where - a place



Who - a person or people

Italy

da Vinci

Renaissance

Mona Lisa

Who was a painter? \_\_\_\_\_.

What did Da Vinci paint? \_\_\_\_\_

When did da Vinci paint? \_\_\_\_\_

Where did Da Vinci live? \_\_\_\_\_.

1. Cut out flashcards
2. Play games matching words with the definition.

**portrait**

painting of a  
person

**museum**

building where  
famous paintings  
are

**Renaissance**

time when people  
liked painting,  
writing and learning



**invention**

something made  
for the first time

Each card represents the main idea for a page in the book. Use these to study content topics with the book. Match each word with a page in book. To engage, play games with the cards. Discuss the word as it relates to the info. on each page.

Renaissance

Leonardo da  
Vinci

Italy

Mona Lisa

The Last  
Supper

portraits

math

science

\$450 million