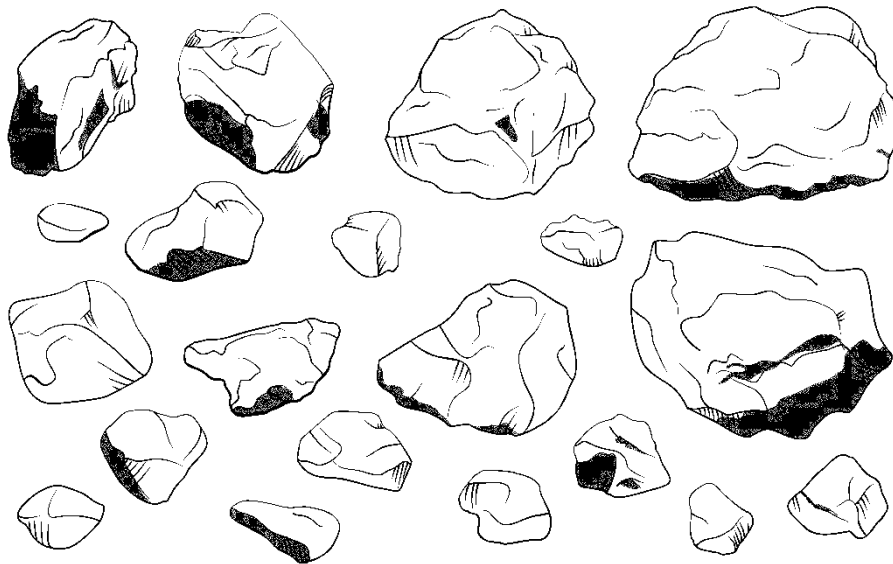



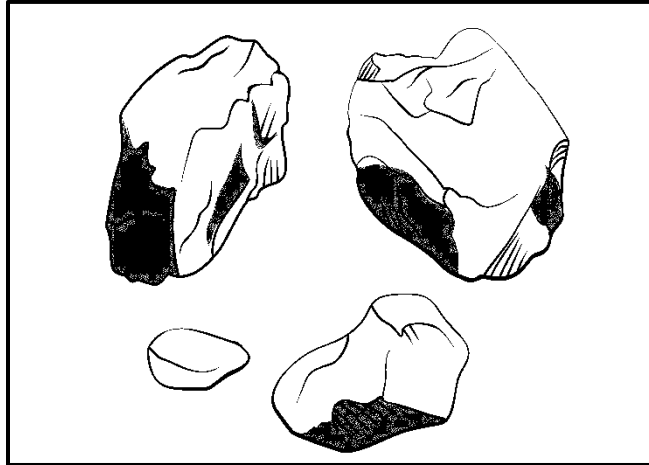
Name _____

Physical Weathering



Directions:

1. Color the rocks below.
2. Draw a picture of rocks in the box below.




The Earth is made of metal
and rock.



Directions:

1. Cut out the pictures of rocks on the last page.
2. Use scissors to cut the pictures of rocks into smaller pieces.
3. Glue the broken pieces of rocks in the box below.




Big rocks **break** into small rocks.
Small rocks break into even
smaller rocks.



Directions:

Make sand or dirt by drawing brown dots on the empty box below.

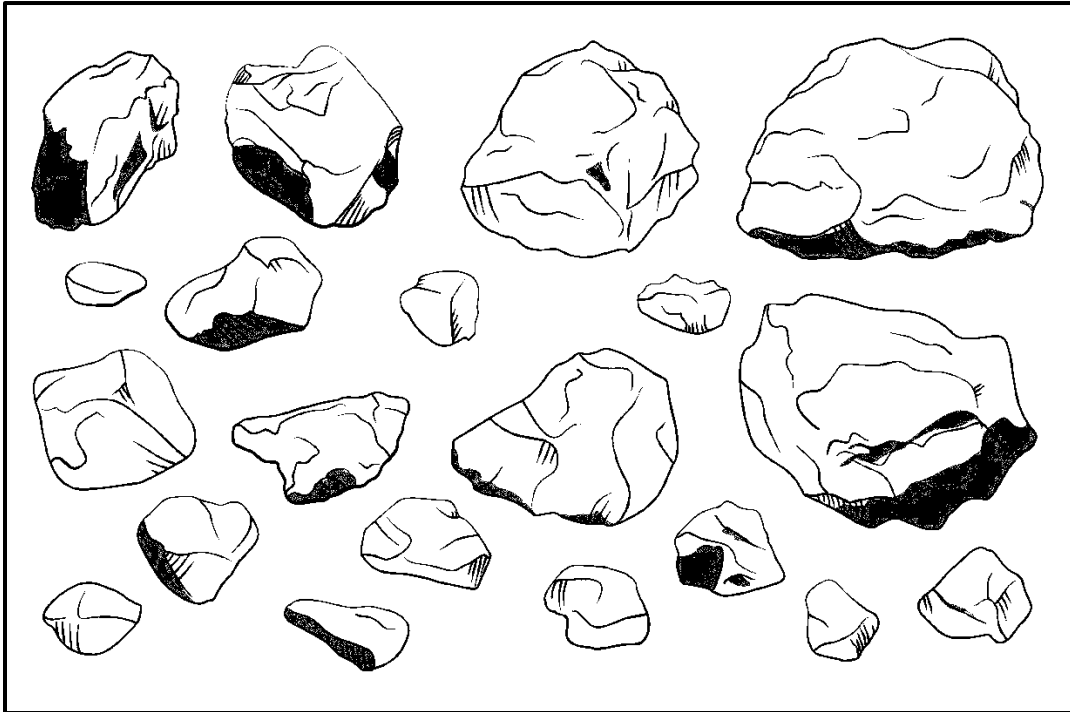


Very, very small rocks break into sand or dirt.



Directions:

Color the rocks.




Weathering is when rock breaks into smaller and smaller pieces.



Directions:

1. Color the water blue.
2. Color the rock brown.




Water weathers rock. Waves
crash and break rock.



Directions:

Color the picture of the rocks.

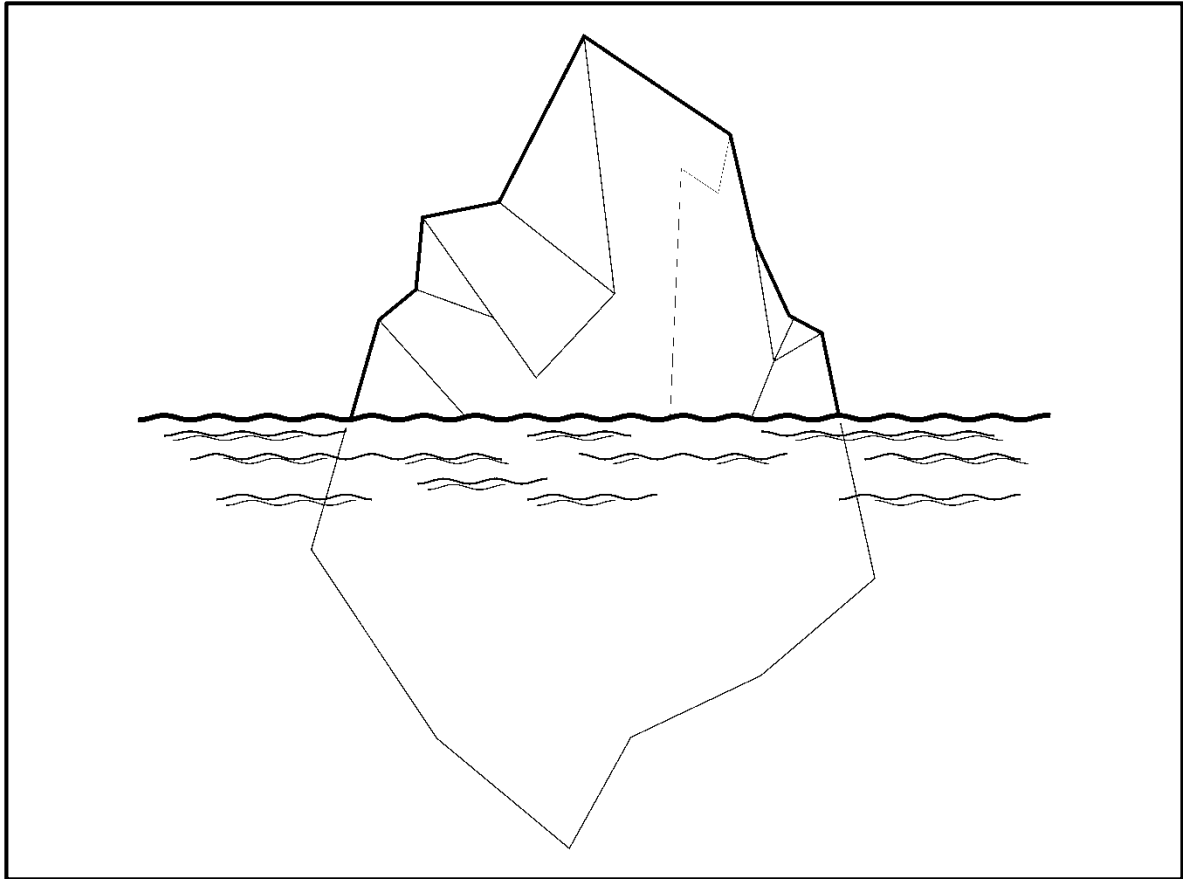


Wind weathers rock. Strong wind blows on rock and slowly breaks part of it off.



Directions:

1. Cut out the pictures of rocks on the last page.
2. Use scissors to cut the pictures of rocks into smaller pieces.
3. Glue the broken pieces of rocks in the water.



Ice weathers rocks. Water freezes in cracks. That breaks the rock.



Directions: Color the picture.




Animals dig up pieces of rock.
When rocks are out of the ground,
they start to weather.



Directions:

1. Cut out the pictures of rocks on the last page.
2. Use scissors to cut the pictures of rocks into smaller pieces.
3. Glue the broken pieces of rocks under the roots.



Plants weather rocks. Tree roots grow into rock. The roots break the rock.



rock

break

sand or dirt

Weathering

Water

Ice

Wind

Animals

Plants

