



World History

Aztec L1 Workbook

Printable Worksheet Booklet



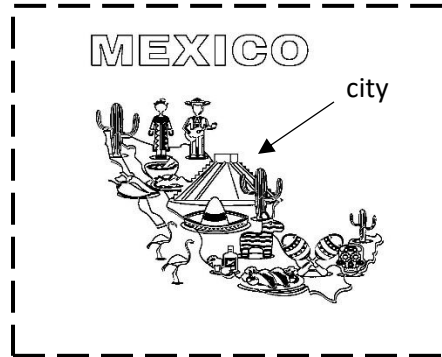



Activity Ideas:

1. **Reading Engagement Activity:** Print one set of cards for each student. Do not cut out the pictures. Project the Teacher eBook on the SmartBoard (only showing one page at a time). Have students put a game piece on the picture that matches the picture on the gameboard. To study, remove game markers and call out images to have the student put the game piece on. “Put a penny on the bear.”, etc.
2. Print two sets of cards. Cut and then laminate (optional). Have students play a variety of card games.
 - Go fish
 - Spread out all cards face down. Have students flip cards over one at a time to find matching pairs. **To modify**, have one set already face up. The second deck is face down. Select a card from the face-down pile and match it to the face up card.
3. Use Activity Cards from two different books the students have covered. Create two piles; one for each book (use the cover of the book to establish the pile category). When the student draws a card, she puts it in the pile that goes with the book. For example, combine cards from mammals and reptiles to sort, or two completely unrelated books like Ancient Egypt and Arizona Symbols book. Make up a point system.
4. Place cards face down. When a student draws one, they either ask a question to a classmate about that card, or he/she is asked a question about that card.



Activity Cards Color



Aztec corn on the cob

The Aztec's grew corn.



corn

Ingredients




sugar



water

Recipe

1. Remove husk and silk from corn.



2. Fill a large pot with water.



3. Put 1 Tablespoon of sugar the water.



4. Bring water to a boil.



5. Add the corn to the boiling water for 10 minutes.

6. With help, remove corn from pot.

7. Serve with butter.




Name _____

Directions: Have students circle, point or gaze at the Aztec and the pyramid as you call each out.

Suggestion:

Cut out the pictures and attach them to two Big Mack devices or other talking switches.



Name _____

Directions: Circle the picture of the correct answer.

1. Circle the pyramid.



2. Circle the Aztec.



3. Circle the Spanish explorer.



4. Circle the Aztec in the canoe.





Name _____

Directions: After the first question is answered, use your **main idea cards** to answer the additional questions.

What do you know about the Aztecs? _____

Where did many Aztecs live? _____

What type of building was in the city? _____

What food did the Aztecs grow? _____

Why did the Aztecs kill people? _____

What did the Aztecs use on rivers? _____

Who came to Mexico on ships? _____

Name _____

Fact: The Aztecs used canoes to travel on the canals.

Directions:

1. Color the Aztec.
2. Color water around the picture.
3. Write the word "canoe" or write a sentence about canoes on the line below.



Name _____

Fact: The Aztecs built pyramids.

Directions:

1. Color the picture.
2. Write the word "pyramids" or write a sentence about the Aztec pyramids on the line below.



Name _____

Fact: The Aztecs had a big city. It was in Mexico.

Directions:

1. Color Mexico **yellow**.
2. Color the USA **green**.
3. Color the Pacific Ocean **blue**.
4. Color the Gulf of Mexico **blue**.
5. Color the Atlantic Ocean **blue**.



Name _____

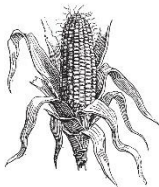
The Aztecs had many things.

Question: What thing do you like the best?

Directions:

1. Fill in the blank below with your opinion.
2. Why did you pick that one? Write your ideas.

corn



pyramids



canoes



calendar



I like the Aztec's _____

Name _____

Directions: Draw a line from each picture to its matching one.



Name _____

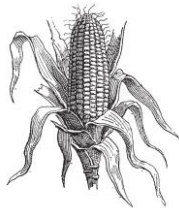
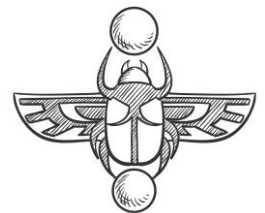
Directions:

1. Circle each picture of the Aztec calendar.
2. Put an "X" on each picture that is not.



Supplemental Activity:

1. Cut out each calendar.
2. Glue pictures of the calendar on a sheet of paper.



Name _____


Directions: Circle the picture that matches the first picture in the row.



Name _____


Directions: Glue the picture card into the correct box.

Who




Aztecs

What




canoes

What




corn

What



pyramids



Name _____

Directions: Glue the picture card into the correct box.

Who

Who lived in Mexico?

Aztecs

What

What did the Aztecs use on the water?

canoes

What

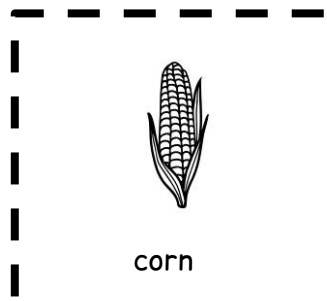

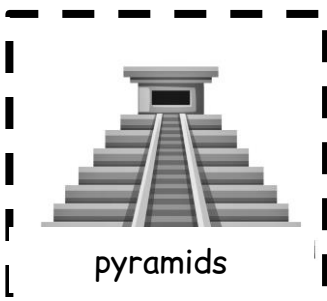
What did the Aztecs grow?

corn

What

What buildings did the Aztecs have?

pyramids



Name _____

Directions: Circle Yes or No to the following questions.



Did the Aztecs have pyramids? Yes No



Did the Aztecs have a calendar? Yes No



Did the Aztecs have cars? Yes No



Did explorers have ships? Yes No



Did the Aztecs live in the U.S.A? Yes No