




Science

# Characteristics of Birds Worksheets

## Printable Worksheet Booklet



Name \_\_\_\_\_

**Directions:** Use the words in the **Word Bank** to fill in the blank.

wings	eggs	feathers
nest	colorful	

1. There are different colors of \_\_\_\_\_. (Page 2)

2. Most birds fly with their \_\_\_\_\_. (Page 3)

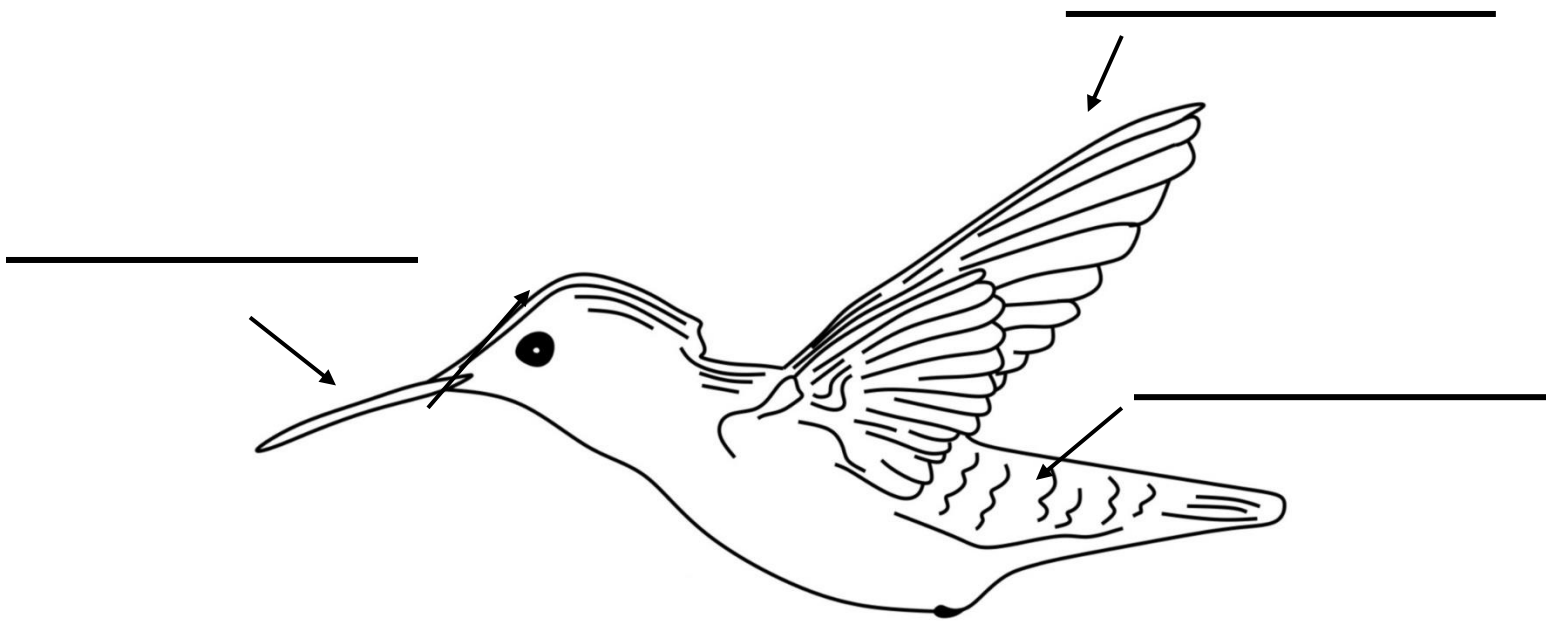
3. The male birds are more \_\_\_\_\_. (Page 6)

4. The female bird lays eggs in a \_\_\_\_\_. (Page 7)

5. Baby birds grow in the \_\_\_\_\_. (Page 8)

Name \_\_\_\_\_

**Directions:** Label each part of the bird using the words at the bottom of the page. You can write your answers or cut and glue the words.



wings

feathers

beak

Name \_\_\_\_\_

Directions: Answer Yes or No to the following questions.



Do birds have beaks? \_\_\_\_\_



Do birds have hair? \_\_\_\_\_



Do birds fly with their wings? \_\_\_\_\_



Do birds have a skeleton? \_\_\_\_\_



Do baby birds grow in eggs? \_\_\_\_\_

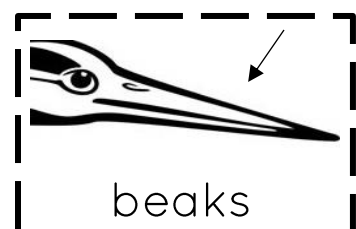

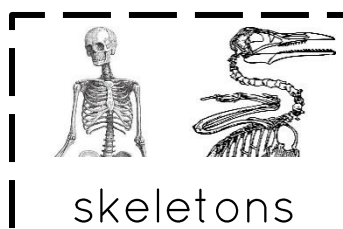




Name \_\_\_\_\_

**Directions:** Cut out the boxes below. Glue the pictures on top of the matching pictures.

Birds have

Birds and People  
have

People have



Name \_\_\_\_\_

**Directions:** Cut out the boxes below. Glue the pictures on top of the matching word.

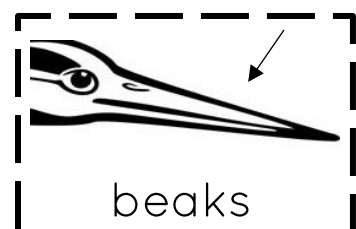



Birds have



Birds and People have



People have



Name \_\_\_\_\_

**Directions:** Cut out the boxes below. Glue the pictures of characteristics in the boxes under the correct category.

Birds have

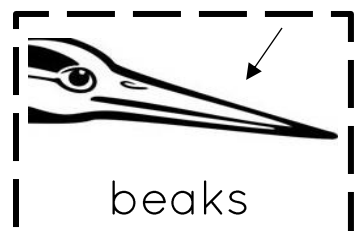


Birds and People  
have

People have









Name \_\_\_\_\_

**Directions:** Cut out the boxes below. Glue the words under the correct category.

Bird have

Birds and People  
have

People have

skeletons

hands

feathers

wings

hair

mouths


beaks

Name \_\_\_\_\_

**Directions:**

1. Answer the questions.
2. Color the Picture

1. Do all birds have wings? \_\_\_\_\_
2. Do all birds have feathers? \_\_\_\_\_




Name \_\_\_\_\_

**Fact:** These birds are hummingbirds. They are small birds.**Directions:**

1. Answer the questions.
2. Color the Picture



1. Do all birds have beaks? \_\_\_\_\_
2. Do all birds have bones? \_\_\_\_\_



Name \_\_\_\_\_

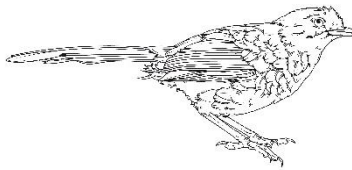
**Directions:** Ask students circle, point or gaze at the bird.

Idea: Cut out the pictures and attach them onto Big Mack devices or other talking switches.



Name \_\_\_\_\_

Directions: Circle the correct answer.



1. What do all birds have?

a

hair



b

feathers



2. What do all birds have?

a

beak



b

nose



3. What do all birds have?

a

hands



b

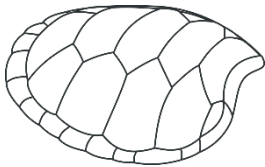
wings



4. What do all birds have?

a

shell



b

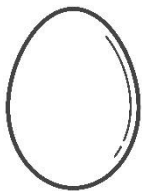
skeleton



5. What do baby birds grow in?

a

eggs



b

mother's womb



Name \_\_\_\_\_

**Directions:** Use the word bank to pick out the 5 characteristics of a bird.

feathers

hands

mouth


beak

wings

lays eggs


hair

skeleton



## Activity Ideas:

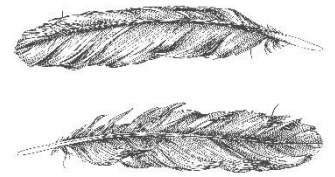
1. **Reading Engagement Activity:** Print one set of cards for each student. Do not cut out the pictures. Project the Teacher eBook on the SmartBoard (only showing one page at a time). Have students put a game piece on the picture that matches the picture on the gameboard. To study, remove game markers and call out images to have the student put the game piece on. “Put a penny on the bear.”, etc.
2. **Quiz each other with the cards.** Use the cards is to study. A student draws a card and then you ask the student a question or the student asks a question.
3. Print two sets of cards. Cut and then laminate (optional). Have students play a variety of card games.
  - Go fish
  - Spread out all cards face down. Have students flip cards over one at a time to find matching pairs. **To modify**, have one set already face up. The second deck is face down. Select a card from the face-down pile and match it to the face up card.
4. Use Activity Cards from two different books the students have covered. Create two piles; one for each book (use the cover of the book to establish the pile category). When the student draws a card, she puts it in the pile that goes with the book. For example, combine cards from mammals and reptiles to sort, or two completely unrelated books like Ancient Egypt and Arizona Symbols book. Make up a point system.



hatch



beaks




feathers



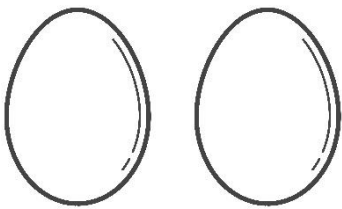
wings



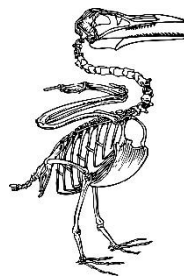
nest




male and  
female



eggs



skeleton



birds



**YES**



**NO**

Each card represents the main idea for a page in the book. Use these as conversation starters. Match each word with a page in book. Discuss the word as it relates to the info. on each page.

Birds

feathers

wings

beaks

eggs

male and  
female

nest

hatch

skeleton


Name \_\_\_\_\_

### Characteristics of Birds

**Directions:**

1. Cut out each characteristic on the right.
2. Glue each characteristic in the correct box.


feathers



wings



skeleton



beaks



lay eggs



Name \_\_\_\_\_

### Bird Characteristics

#### Directions:

1. Cut out each characteristic of a bird on the right.
2. Glue each characteristic in the box with the same word(s).

lay eggs

beak

wings

skeleton

feathers



feathers



beak



lay eggs



skeleton



wings

Name \_\_\_\_\_

### Bird Characteristics

#### Directions:

1. Cut out each characteristic of a bird on the right.
2. Glue each characteristic in the box with the same word(s).

lay eggs

beak


wings

skeleton

feathers



feathers



beak



lay eggs



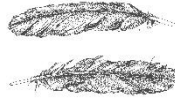
skeleton



wings

Name \_\_\_\_\_


Directions: Trace over the word "Birds."



Birds have feathers.



Birds have wings.



Birds have beaks.

Birds and people have  
skeletons.





Name \_\_\_\_\_

**Directions:** Use your graphic organizer to write sentences

Write 3 sentences about what birds have.

1. \_\_\_\_\_
2. \_\_\_\_\_
3. \_\_\_\_\_

Write 3 sentences about what people have.

1. \_\_\_\_\_
2. \_\_\_\_\_
3. \_\_\_\_\_

Write 1 sentence about what birds and people have.

1. \_\_\_\_\_



Name \_\_\_\_\_

**Directions:** Use your graphic organizer to write sentences

Write 3 sentences about what birds have.

1. \_\_\_\_\_
2. \_\_\_\_\_
3. \_\_\_\_\_

Write 3 sentences about what people have.

1. \_\_\_\_\_
2. \_\_\_\_\_
3. \_\_\_\_\_

Write 1 sentence about what birds and people have.

1. \_\_\_\_\_

