


Name _____

Fact: The savanna is land between a jungle and a desert.
Sometimes the savanna is wet like the jungle. Sometimes the savanna is dry like the desert.

Directions:


1. Which place would you like to visit? _____
2. Color each picture.
3. Cut out the picture of the savanna and glue it between the jungle and the desert.




jungle



savanna



desert




Name _____

Fact: A savanna is a grassland. A lot of grass grows there. There are a few trees. In the rainy season everything is green. In the dry season the grass and leaves turn brown.

Directions:

1. What color is the savanna in the dry season? _____
2. Color the grass and leaves in the savanna brown.



Name _____

Directions: Use the words in the **Word Bank** to fill in the blank.

water

biome

day

dry

savanna

1. There is a _____ biome in Africa. (Page 1)

2. It rains every _____ during the rainy season. (Page 4)

3. There is a lot of _____ in the rainy season. (Page 6)


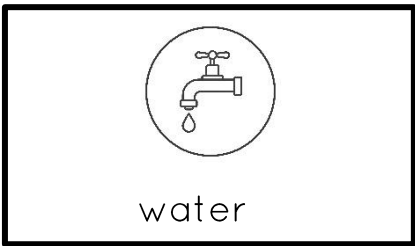
4. There is no rain in the _____ season. (Page 7)

5. Many plants and animals live in the savanna _____.
(Page 9)

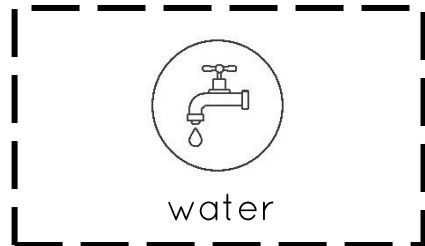
Name _____

Directions: Cut out the boxes below. Glue the characteristics on top of their matching pictures.

The rainy season has



The dry season has

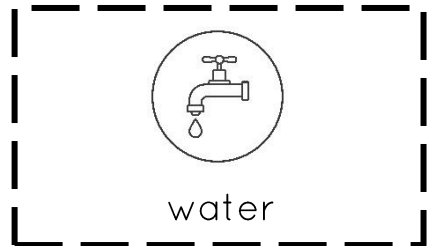


Name _____

Directions: Cut out the boxes below. Glue the characteristics under the correct column.

The rainy season has

The dry season has





Name _____

Directions: Cut out the boxes below. Glue the words under the correct column.

The rainy season has

The dry season has



rain

water

no water

no rain

fire

green grass

Name _____

Fact: The tropical savanna in Africa is between a jungle and a desert. Sometimes the savanna is wet like the jungle. Sometimes the savanna is dry like the desert.

Directions:


1. Which place would you like to visit? _____
2. Color each picture.
3. Cut out the picture of the savanna and glue it between the jungle and the desert.




jungle



savanna



desert



Name _____

Fact: The savanna is in Africa. Africa is far away from the United States.

Directions:

1. Find Africa on the map. Color Africa brown.
2. Find the United States on your map. Color the United States red.
3. Find the Atlantic Ocean on your map. Color the Atlantic Ocean blue.
4. How could somebody from the United States get to Africa?




Name _____

Fact: A savanna is a grassland. A lot of grass grows there. There are a few trees. In the rainy season everything is green. In the dry season the grass and leaves turn brown.

Directions:

1. What color is the savanna in the rainy season? _____
2. Color the grass and leaves in the savanna green.

Rainy Season



Name _____

Directions:

1. Go to your search browser.
2. Type in each word card.
3. Find a picture that you like.
4. Copy and paste it onto a PowerPoint or Word document.
5. Type a word or sentence about each picture.

savanna

savanna animals

Africa

savanna wet season

savanna dry season

savanna fire

Name _____

Directions: Answer Yes or No to the following questions.



Is the tropical savanna in the United States? _____



Is the tropical savanna in Africa? _____



Is there a rainy season in the savanna? _____



Is there a dry season in the savanna? _____



Do all animals live in the savanna? _____

Each card represents the main idea for a page in the book. Use these as conversation starters. Match each word with a page in book. Discuss the word as it relates to the info. on each page.

Africa

savanna
biome

grassland

rainy season

graze

hunt

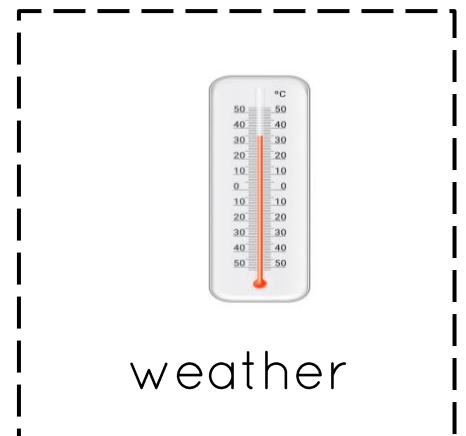

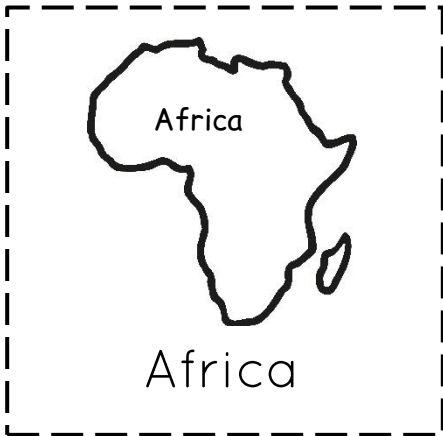
dry season

fire

weather

Activity Ideas:



1. **Reading Engagement Activity:** Print one set of cards for each student. Do not cut out the pictures. Project the Teacher eBook on the SmartBoard (only showing one page at a time). Have students put a game piece on the picture that matches the picture on the gameboard. To study, remove game markers and call out images to have the student put the game piece on. “Put a penny on the bear.”, etc.
2. **Quiz each other with the cards.** Use the cards is to study. A student draws a card and then you ask the student a question or the student asks a question.
3. Print two sets of cards. Cut and then laminate (optional). Have students play a variety of card games.
 - Go fish
 - Spread out all cards face down. Have students flip cards over one at a time to find matching pairs. **To modify**, have one set already face up. The second deck is face down. Select a card from the face-down pile and match it to the face up card.
4. Use Activity Cards from two different books the students have covered. Create two piles; one for each book (use the cover of the book to establish the pile category). When the student draws a card, she puts it in the pile that goes with the book. For example, combine cards from mammals and reptiles to sort, or two completely unrelated books like Ancient Egypt and Arizona Symbols book. Make up a point system.



Name _____

Directions: Have students circle, point or gaze at each picture. Ask the student to point at the Savanna Biome.

Idea: Cut out the pictures and attach them onto Big Mack devices or other talking switches.



Name _____

Directions: Circle the correct answer.

1) Where is the savanna biome?

A: Africa

B: United States



2) Which is the savanna biome?

A

B



3) What does the savanna do every day for 4 months?

A: snow

B: rain



4) What happens during the dry season?

A: no rain

B: rain



Name _____

Directions: Use the word bank to answer the questions.

rain	grassland	eat
no rain	Africa	savanna

1. What is the grassland called?

2. Where is the savanna biome? _____

3. What happens in the dry season? _____

4. How does the Savanna get water? _____

5. What is a savanna? _____

6. What does “graze on grass” mean? _____