





Name _____

Directions: A bird's mouth is its beak. Circle each bird's beak.
Extra Credit: Color each bird.



Name _____

Four Ways Birds Use Beaks

Directions:

1. Cut out each picture.
2. Glue each picture in the correct box.

eat



fight



make nests




preen



feed babies



make nests




eat



preen



feed babies



fight

Name _____

Directions: Circle the correct answer.



What is the bird using its beak for?

- a. feeding babies b. preening c. making nests



What is the bird using its beak for?

- a. feeding babies b. preening c. making nests



What can a bird make with its beak?

- a. babies b. preening c. nests



What are the birds using their beaks for?

- a. fighting b. eating c. preening



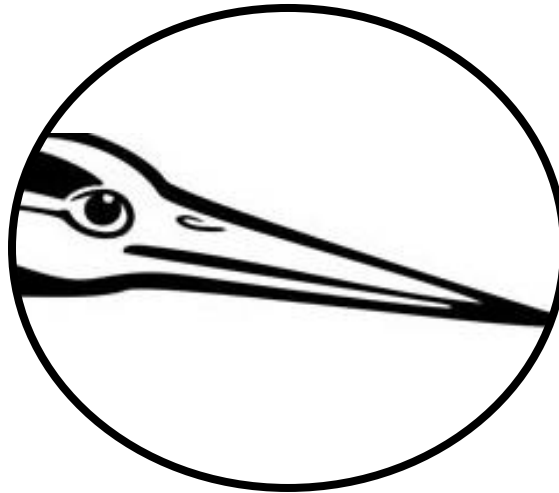
What are the birds using their beaks for?

- a. making nests b. preening c. eating

Name _____

Directions: Use the word bank to write down the 7 ways a bird uses its beak.

eat	walk	hunt	feed babies
see	build nests	fight	carry things
preen	write		



Name _____

Fact: A mother bird uses her beak to feed her babies. She feeds them seeds, berries or worms. The mother bird holds the food in her beak. She drops it into her babies' mouths.

Directions:

1. A mother bird uses her beak to _____ her babies.
2. What do people use to feed babies? _____
3. Color the picture.
4. Write a sentence about the picture.




Name _____

Fact: Birds use their beaks to preen their feathers. Preen means to clean.

Directions:

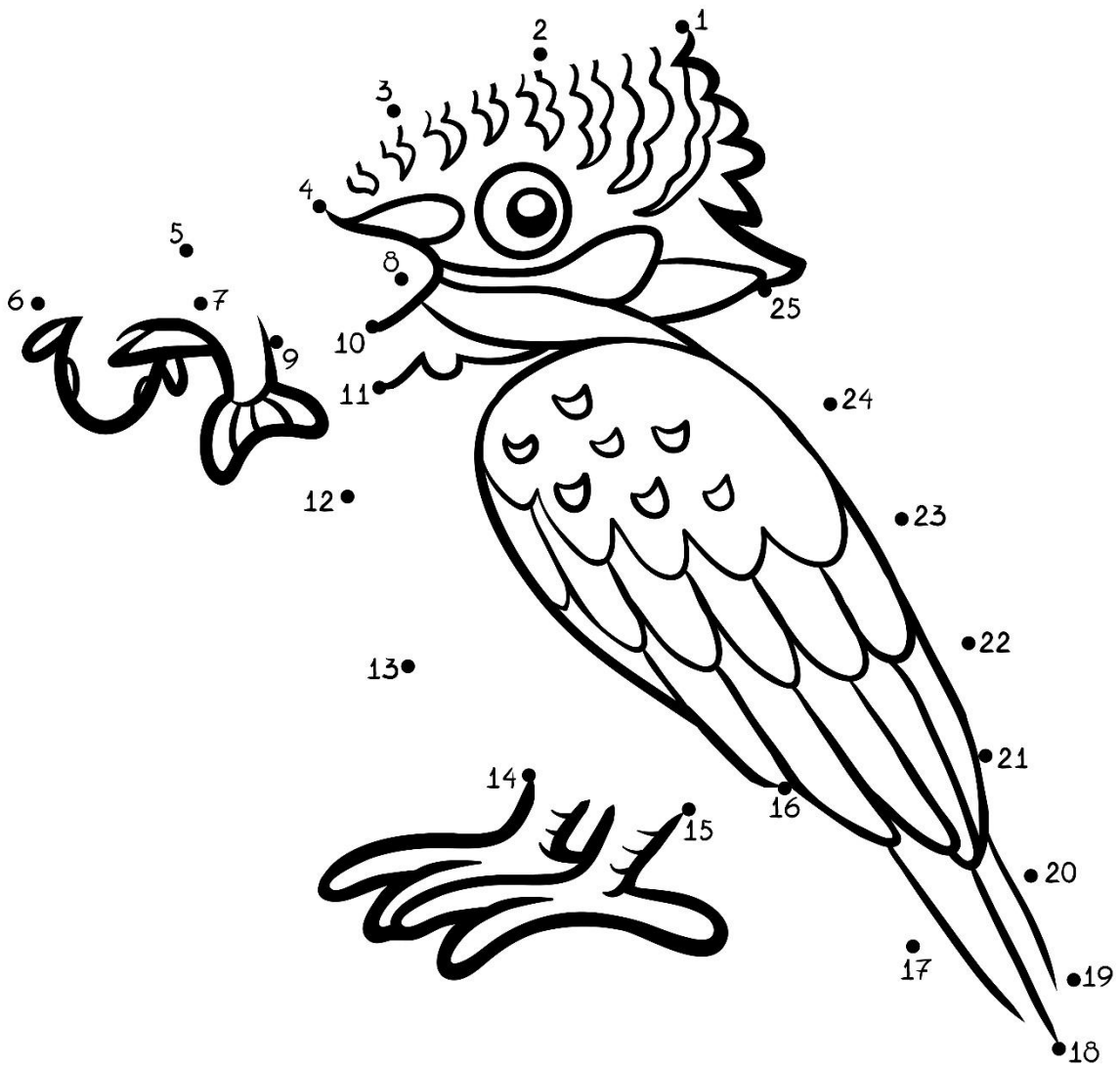
1. Birds use their beaks to _____ their feathers.
2. Preen means to _____.
3. What do you use to clean yourself? _____
4. Color the picture of the bird.
5. Write a sentence about the bird in the picture.



Name _____

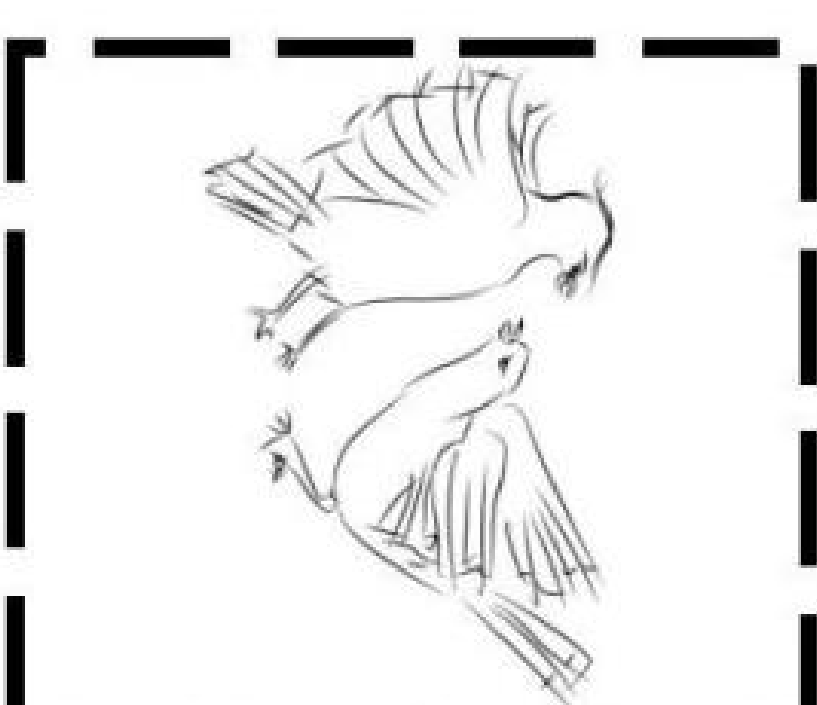
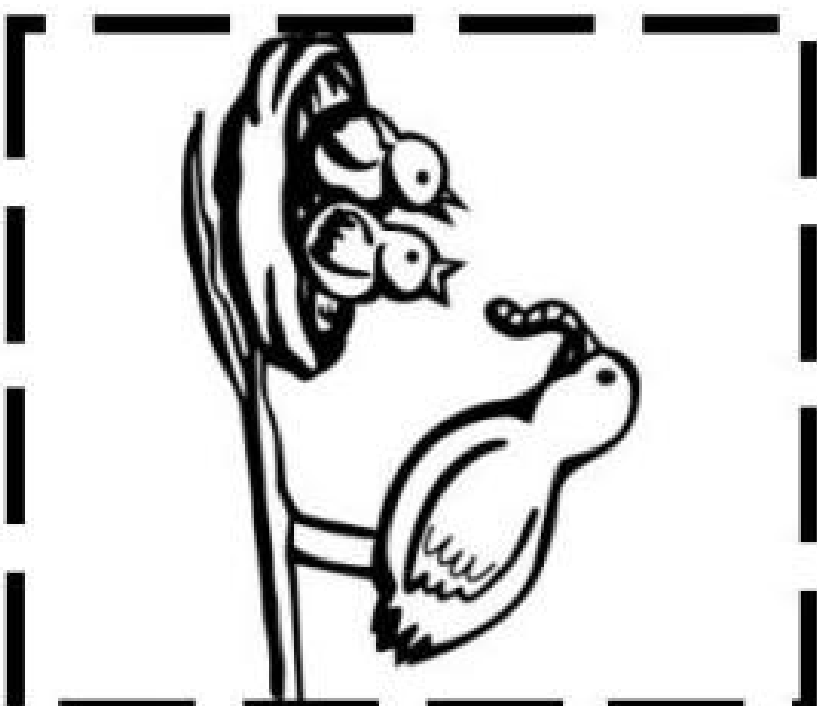


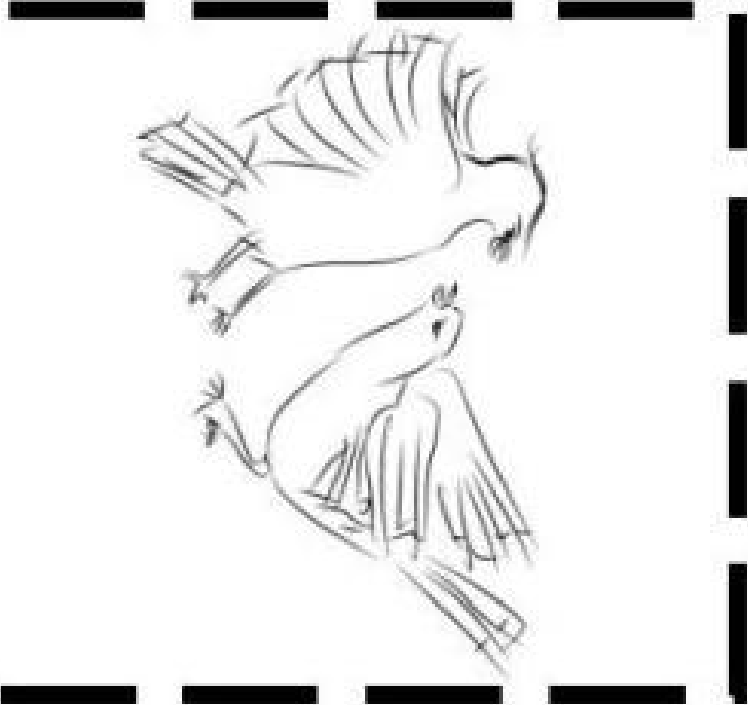
Directions:

1. Connect the dots starting with the numeral 1.
2. Color the picture.
3. Write a sentence about the picture.



Name _____

Directions: Cut out the pictures.
Game ideas: 1. Spread pictures face down on a desk. Play a matching game.
2. As you pick up each card, explain how the bird is using its beak.



Name _____

Fact: Birds can do a lot of things with their beaks.


Directions:

1. Fill in the blank with your opinion.
2. Why did you pick that reason?

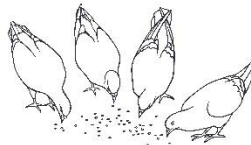
feed babies



preen feathers




eat



build a nest



fight



My favorite thing birds do with their beaks is _____

_____ because _____

Hummingbirds are small. Their beaks are small and pointed. They use their beaks to get nectar from flowers. They also get nectar from hummingbird feeders. Did you know you can make food for a feeder?

Ingredients: sugar and water

Directions:

1. Boil 1 cup of water in a pan.
2. Put $\frac{1}{4}$ cup of sugar in the water
3. Stir the water and sugar until it dissolves.
4. Let it cool, and put it in your hummingbird feeder.



Here is the link to a video to make a hummingbird feeder from a plastic bottle: <https://www.youtube.com/watch?v=6jHIDF-gdCU>

If link doesn't work, search "Hummingbird Feeder - How To Make A Hummingbird Feeder Using Plastic Bottle And Candy Box"

Name _____

Directions: Use the words in the **Word Bank** to fill in the blank.

fight	eat	nest
preening	feed	


1. Birds _____ with their beaks. (Page 3)

2. Birds _____ with their beaks. (Page 5)

3. Cleaning feathers is called _____. (Page 6)

4. Birds use their beaks to make a _____. (Page 8)

5. Birds use their beaks to _____ their babies. (Page 9)





Each card represents the main idea for a page in the book. Use these as conversation starters. Match each word with a page in book. Discuss the word as it relates to the info. on each page.

beaks

sizes

eat

hunt

fight

preen

carry

nest

feed