



Presents

# Archeologists

## Native American Artifacts

### Printable Worksheet Booklet (Print Landscape)



Name \_\_\_\_\_



a r t i f a c t s

-----Cut letters below and glue above from left to right-----

f r s t t c i a a

Name \_\_\_\_\_






p o t t e r y

-----Cut letters below and glue above from left to right-----

t e o y t r p

Name \_\_\_\_\_



b

a

s


k

e

t

s

-----Cut letters below and glue above from left to right-----

 k

e

b

t

s


s

a

Name \_\_\_\_\_

**Directions:**


1. Cut out the boxes with the words
2. Glue the words under the correct picture




pottery



artifacts



arrowheads



archeologist

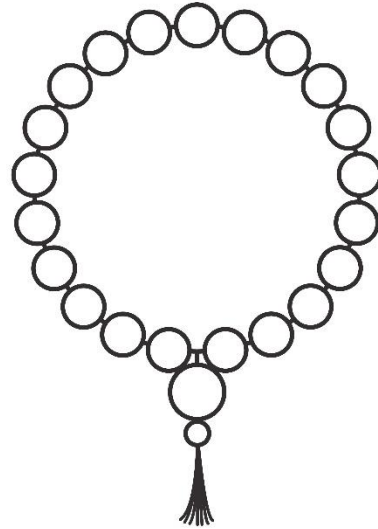
arrowhead

pottery

archeologist

artifacts

Name \_\_\_\_\_



b

e

a

d

s

-----Cut letters below and glue above from left to right-----


a 

s

e

d


b



pottery



artifacts



arrowheads




archeologist



pottery




artifacts



arrowheads



archeologist







Heard Museum Phoenix, Arizona