



Arizona Series

Grand Canyon

Printable Worksheet Booklet (Print Portrait)




Name _____

Fact: The Grand Canyon is in Arizona. It is in the Northwestern part of the state.

Directions:


1. Color Arizona yellow.
2. Cut out the picture of the Grand Canyon and glue it in the box.



Name _____

Directions:


1. Cut out each box below.
2. Paste each box into the correct space.



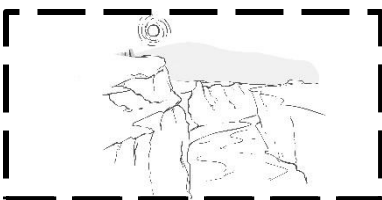
This is the _____.



It is in _____.



_____ lived in the Grand Canyon.



Grand Canyon



Arizona




Native Americans

Name _____

Directions:


1. Cut out each box below.
2. Paste each box into the correct space.



This is the _____.



It is in _____.



_____ lived there.

Arizona

Native Americans

Grand Canyon

Name _____

Directions:

1. Cut out each box below.
2. Paste each box into the correct space.

1. The _____ is a massive canyon.
2. The Grand Canyon is in _____.
3. Native Americans _____ in the Grand Canyon.
4. The Grand Canyon is made of red _____.

Arizona

lived

rock

Grand Canyon

Name _____

Directions: Use the words below to write about the **Grand Canyon**.


Grand Canyon	canyon	red	years	hundreds
massive	Arizona	lived	Native Americans	there



Name _____



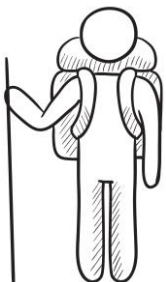








Directions:

1. Circle each pair of **binoculars**.
2. Put an "X" on each picture that is not.



Supplemental Activity:

1. Cut out each pair of **binoculars**
2. Glue pictures of each pair of **binoculars** on a sheet of paper.



Name _____


Directions: Unscramble the words to make a sentence.
The word(s) in bold is the first word(s) in the sentence.




The Grand Canyon Arizona is in



Native Americans lived Grand Canyon the in



The Grand Canyon massive a is canyon



The Grand Canyon beautiful is

Name _____

Fact: A lot of tourists visit the Grand Canyon in Arizona. Some like to take pictures. Some like to make videos.

Directions:

1. Do you think the tourists will like the Grand Canyon? _____
2. Color the tourists.
3. Write the word "tourists" on the line below.



Name _____

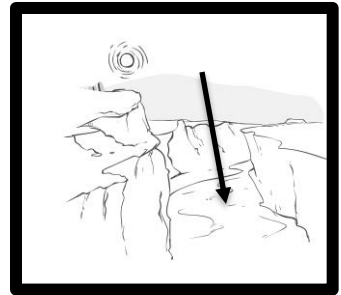
Directions: Glue the picture card into the correct box.

Who



tourists

What




Colorado River

Where





Arizona

What



hike



Name _____

Directions: Glue the picture card into the correct box.

Who

Who likes to
visit the
Grand
Canyon?

tourists

What

What is at
the bottom
of the Grand
Canyon?

Colorado River

Where

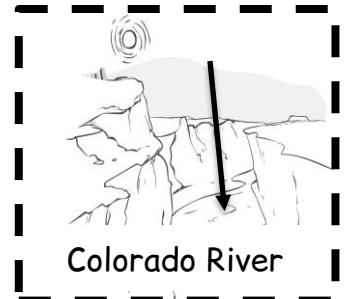


Where is the
Grand
Canyon?

Arizona

What

What do
people do at
the Grand
Canyon?

hike



Name _____

Directions: Glue the picture card into the correct box.

Who

Who likes to
visit the
Grand
Canyon?

What

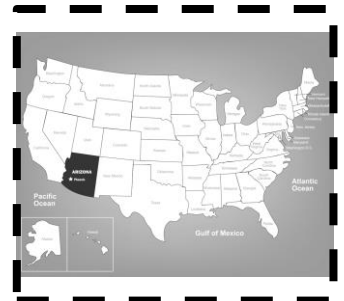

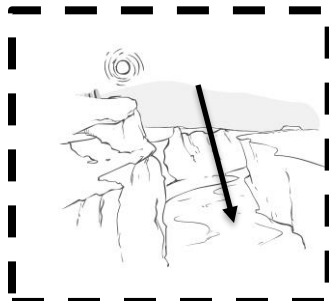
What is at
the bottom
of the Grand
Canyon?

Where

Where is the
Grand
Canyon?

What

What do
people do at
the Grand
Canyon?






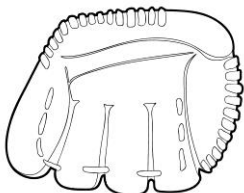
Name _____

Directions:

1. Circle each picture of a raft.
2. Put an "X" on each picture that is not.

Supplemental Activity:

1. Cut out each picture of a raft.
2. Glue pictures of each raft on a sheet of paper.



Name _____

Directions: Use the words in the text box to answer the questions below.**When** - time or date**What** - a thing**Where** - a place**Who** - a person or people

hike

Arizona

Colorado River

tourists


Where is the Grand Canyon? _____.**Who** visits the Grand Canyon? _____.**What** can people do at the Grand Canyon? _____.**What** is at the bottom of the Grand Canyon? _____.

Name _____

Fact: A lot of tourists visit the Grand Canyon in Arizona. Some like to pay to ride a mule into the canyon.

Directions:








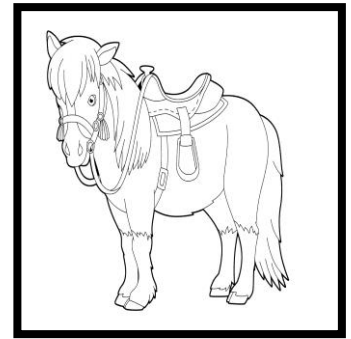



1. Do you want to ride a mule at the Grand Canyon? _____
2. Color the **mule**.
3. Write the word "mule" on the line below.



Name _____

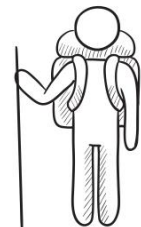



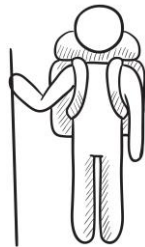

Directions:

1. Cut out the pictures at the bottom of the page.
2. Glue pictures to match the pattern.



Name _____

Directions: Circle the picture that matches the first picture in the row.





Vocabulary L3

Name _____

Directions: Use the word bank to fill in the blanks.

tourist attraction - place to go on vacation

hike - to walk in nature

massive -very big

amazed - surprised

1. To walk in nature is a _____.

2. Amazed means to be _____.

3. A place to go on vacation is a _____.

4. Something that is very big is _____.

Name _____

Directions: After the first question is answered, use your **main idea cards** to answer the additional questions.

What do you know about the **Grand Canyon**? _____

Where is the Grand Canyon? _____

Who lived in the Grand Canyon for hundreds of years?

Who were the first Europeans to see the Grand Canyon?

What is at the bottom of the Grand Canyon? _____

What do some people like to do at the Grand Canyon? _____

Which animal can people ride at the Grand Canyon? _____



Fill in the Blank

Name _____

Directions: Use the words in the **Word Bank** to fill in the blank.

hike	national	Colorado River
Grand Canyon	slogan	

1. The Grand Canyon is a _____ park. (Page 1)

2. Native Americans live in the _____. (Page 3)

3. The _____ is at the bottom of the Grand Canyon.
(Page 5)

4. It is a 10-mile _____ to the Colorado River. (Page 7)

5. Arizona's _____ is "The Grand Canyon State". (Page 9)

Name _____

Directions:

1. Fill in the blank with the words like to.
2. Rewrite the sentence.

1. Tourists _____ raft down the Colorado River.

2. Hikers _____ walk into the Grand Canyon.

3. Tourists _____ look at the massive canyon.

4. Tourists _____ ride mules into the canyon.

5. A lot of tourists _____ visit the Grand Canyon.

Name _____

Directions: Circle the correct answer. Use the book if you need to find an answer. The page number is next to the question.

1) What is the Grand Canyon? (page 1)

A: national park

B: carnival

C: city

2) How big is the Grand Canyon? (page 2)

A: massive

B: 2 feet

C: 10 feet

3) Who were the first Europeans to see the Grand Canyon? (page 4)

A: Chinese

B: Egyptians

C: Spanish

4) What do people use to see far away better? (page 6)

A: binoculars

B: backpack

C: toothbrush

5) Which river is at the bottom of the Grand Canyon? (page 5 or 7)

A: Pacific Ocean

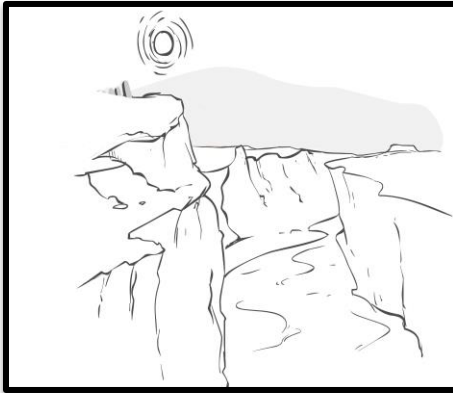
B: Colorado River

C: Mississippi

Name _____

Directions:


1. Fill in the blanks with the word in bold.
2. Rewrite the sentence.

This is the **Grand Canyon**.

This is the _____.

This is **raft**.

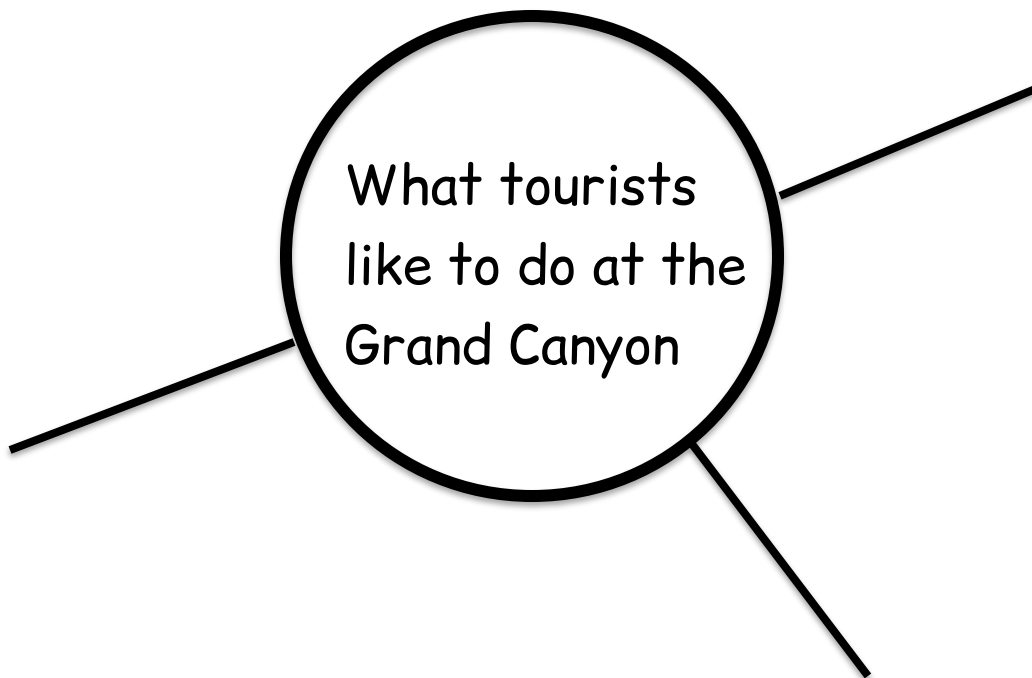
This is a _____.

This is a **mule**.

This is a _____.

Name _____

Directions: Write or glue the word that is something tourists like to do at the Grand Canyon.



hike

raft

ski

Ride a mule



Paragraph

Name _____

Directions: Use the Venn Diagram to write about 3 things that tourists like to do at the Grand Canyon.

Tourists like to go to the Grand Canyon. There are 3 things that they like to do there.


One is

Another is

And the last thing is

Name _____

Directions: Draw a line from the definition to the matching word.



surprised

hike

to walk in nature

tourist attraction

very big

amazed


place to go on vacation

massive


Name _____

Directions: Answer **Yes** or **No** to the following questions.

Are these binoculars? _____



Do people ride mules at the Grand Canyon? _____



Do dolphins live in the Grand Canyon? _____



Do people raft in the Colorado River? _____



Do Pilgrims live in the Grand Canyon? _____

1. Cut out flashcards
2. Play games matching words with the definition.

tourist attraction

place to go on
vacation

hike

to walk in nature

amazed

surprised

massive

very big

Each card represents the main idea for a page in the book. Use these to study content topics with the book. Match each word with a page in book. To engage, play games with the cards. Discuss the word as it relates to the info. on each page.

Arizona

Grand Canyon

Native
Americans

Spanish
Explorers

Colorado River

tourists

hike

mule

slogan