

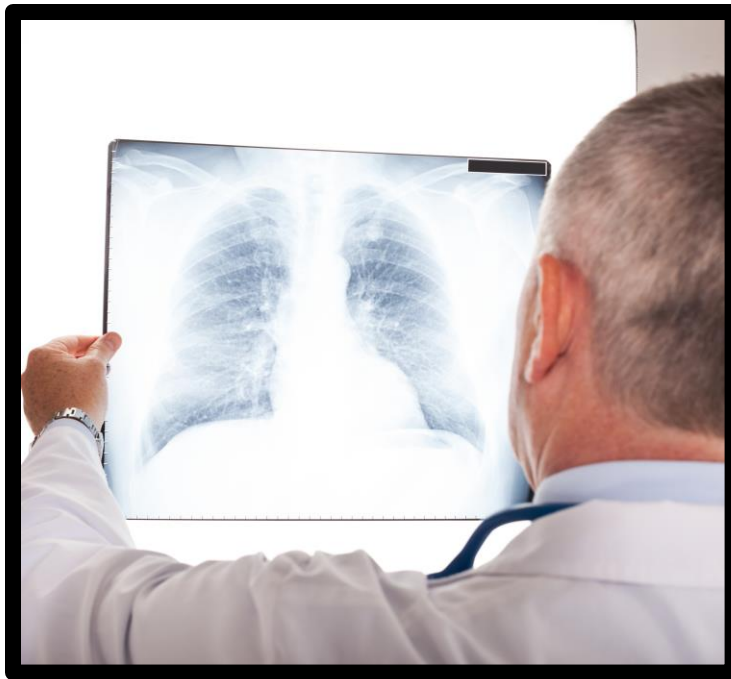


Presents

## Pneumonia

# Printable Worksheet Booklet

(Print Portrait)

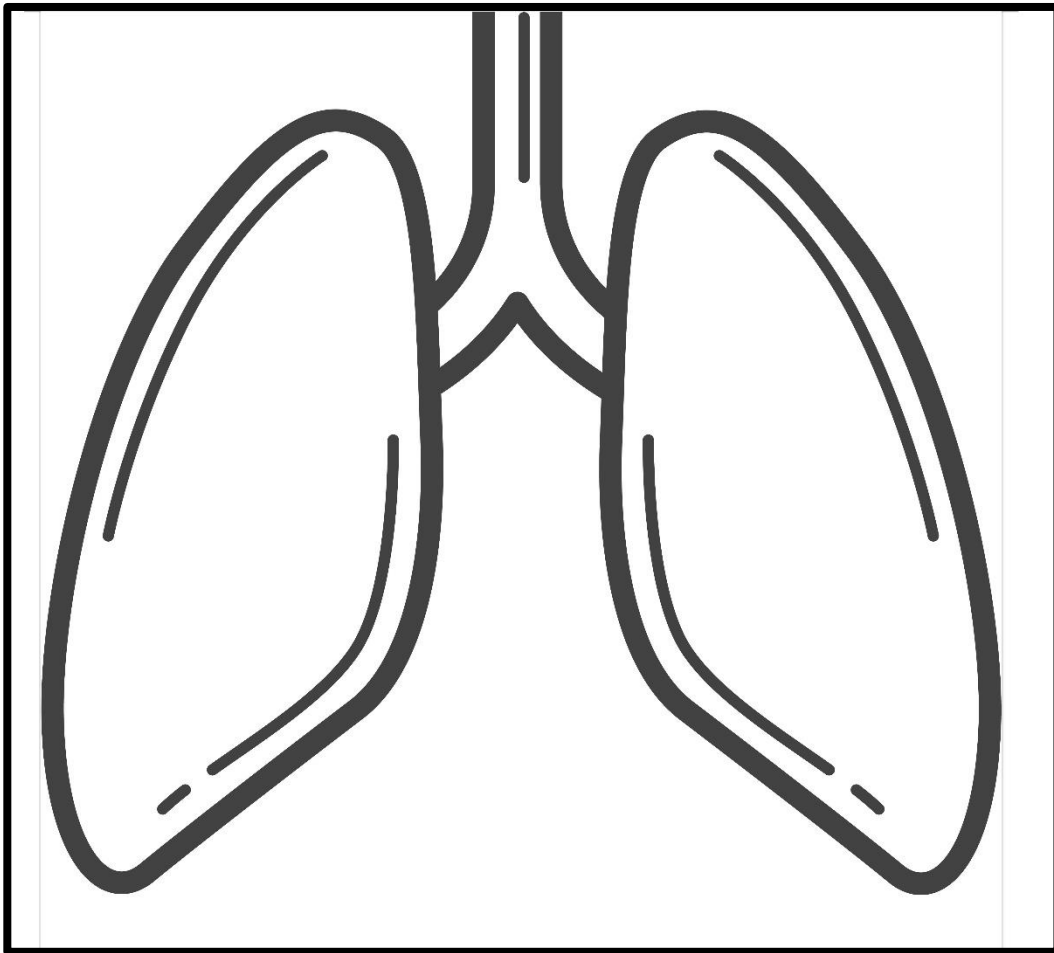


Name \_\_\_\_\_

**Fact:** Pneumonia is an infection in the lungs. It is hard for air to go into your lungs when you have pneumonia.

**Directions:**

1. Do people feel sick if they have pneumonia? \_\_\_\_\_
2. Make green dots inside the lungs. The green dots are the infection.
3. Write the word "pneumonia" on the line below.

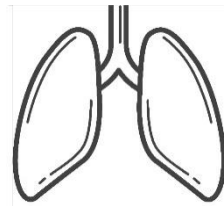
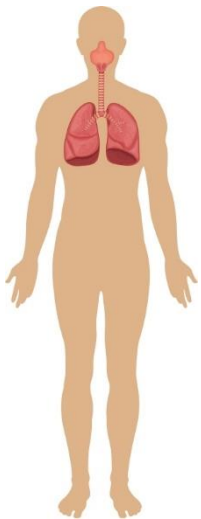


Name \_\_\_\_\_

**Fact:** Lungs help us to breathe. When people get pneumonia, it is hard to breathe.

**Directions:**

1. Put your hands on your lungs. Breathe. What happens to your hands when you breathe? \_\_\_\_\_
2. Draw a head and body around the lungs.
3. Write the word "lungs" on the line below.



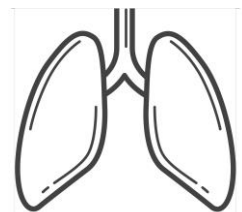
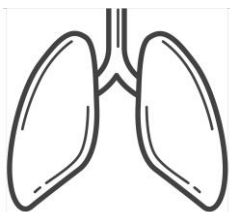
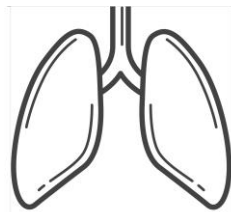

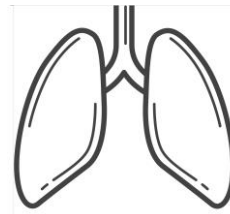
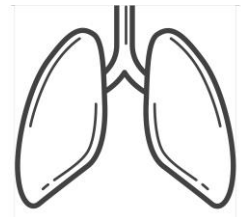
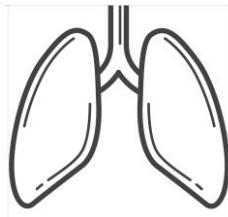
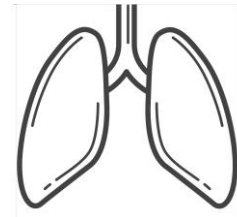
Name \_\_\_\_\_

## Directions:

1. Circle each set of **lungs**.
2. Put an "X" on each picture that is not.

## Supplemental Activity:

1. Cut out each set of **lungs**.
2. Glue pictures of the **lungs** on a sheet of paper.





Name \_\_\_\_\_

**Fact:** A **fever** is when your body temperature gets very hot. A fever happens when a person is sick. A **thermometer** is used to see if you have a fever.

**Directions:**

1. Have you ever had a fever? \_\_\_\_\_
2. Write the word "thermometer" next to the line pointing to it.
3. Color the picture.
4. Write the word "fever" underneath the picture..



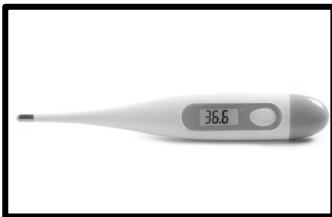
Name \_\_\_\_\_

**Directions:**


1. Cut out each box below.
2. Paste each box into the correct space.




A \_\_\_\_\_ is when your body is very hot.



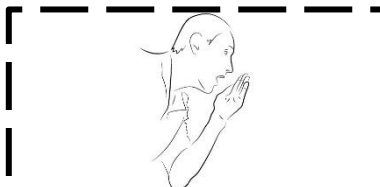
This is a \_\_\_\_\_.



He is \_\_\_\_\_.



thermometer



coughing



fever

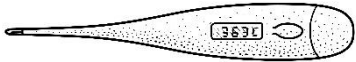
Name \_\_\_\_\_

**Directions:**

1. Cut out each box below.
2. Paste each box into the correct space.



A \_\_\_\_\_ is when your body gets very hot.



This is a \_\_\_\_\_.



He is \_\_\_\_\_.

fever

coughing

thermometer

Name \_\_\_\_\_

**Directions:**

1. Cut out each box below.
2. Paste each box into the correct space.

1. A fever is when your body temperature gets very \_\_\_\_\_.

2. A thermometer is used to see if you have a \_\_\_\_\_.

3. Loss of appetite is when you do not want to \_\_\_\_\_.

4. Sometimes \_\_\_\_\_ hurts your chest.

coughing

fever

hot

coughing

Name \_\_\_\_\_

**Directions:** Use the words below to write about **pneumonia**.

pneumonia

infection

fever

rest

doctors

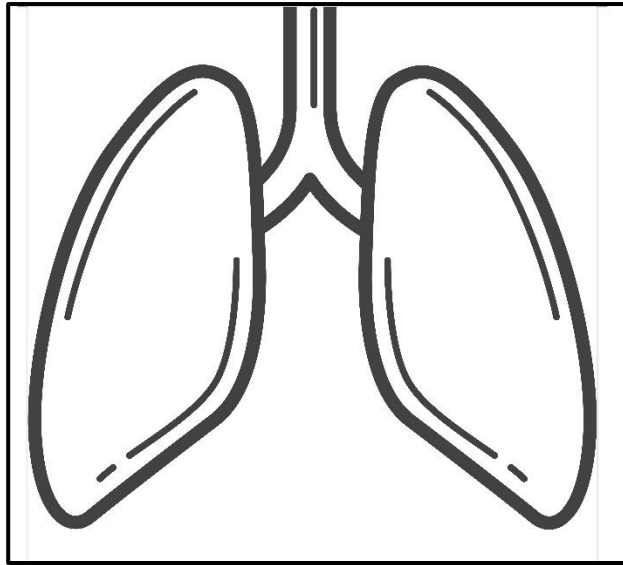
lungs

symptom

coughing

medicine

loss of appetite



---

---

---

---

---

---

---

---

Name \_\_\_\_\_

**Symptoms** are what happens to your body when you get sick.

**Directions:** What are the **symptoms** of pneumonia?

1. Cut out the pictures at the bottom of the page.
2. Read the symptom on the line.
3. Glue the correct picture in the box next to the symptom.





Coughing



Loss of appetite



Fever



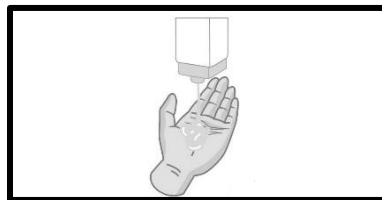
Name \_\_\_\_\_

There are 5 steps to washing hands.

Directions:

1. Cut out each picture.
2. Glue each picture in the correct order.

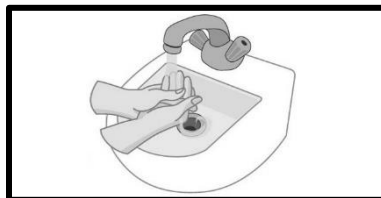
First, put soap on wet hands.



Second, rub hands with soap.




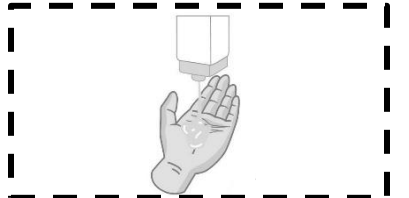

Third, rinse hands in water.



Fourth, turn off sink.



Finally, dry hands.



Name \_\_\_\_\_

**Washing Hands**

1. Cut out each picture.
2. Glue each picture in the correct order.

First, put **soap** on wet hands.



Second, **rub** hands with soap.



Third, **rinse** hands in water.



Fourth, **turn off** sink.



Finally, **dry** hands.



dry



rub



soap



turn off



rinse



Name \_\_\_\_\_

There are 5 steps to washing hands.

Directions:

1. Cut out each picture.
2. Glue each picture in the correct order.

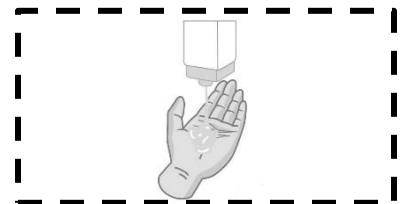
First, put soap on wet hands.



Second, rub hands with soap.



Third, rinse hands in water.



Fourth, turn off sink.



Finally, dry hands.



Name \_\_\_\_\_

**Rule:** Always capitalize the first word of a sentence.**Directions:**

1. Capitalize the first word of a sentence.
2. Rewrite each sentence.

**EXAMPLE:** ~~I~~ got sick.I got sick.

1. the Pilgrims got sick.

---

2. coughing is one symptom of pneumonia.

---

3. wash your hands when you blow your nose.

---

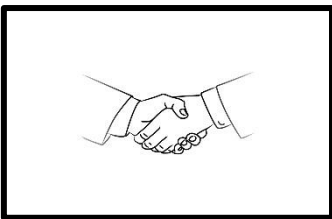
4. wash your hands when you go to the bathroom.

---

Name \_\_\_\_\_

**Directions:**

1. Cut out each box below.
2. Paste each box into the correct space.



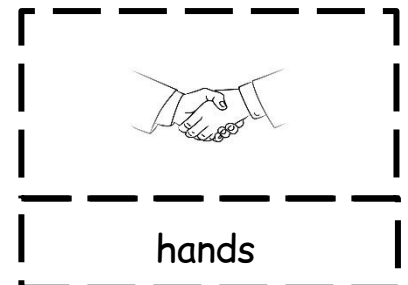

Dirty \_\_\_\_\_ spread germs.



Wash hands after using the \_\_\_\_\_.



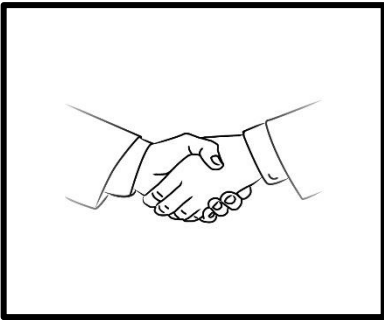
Wash hands after \_\_\_\_\_.



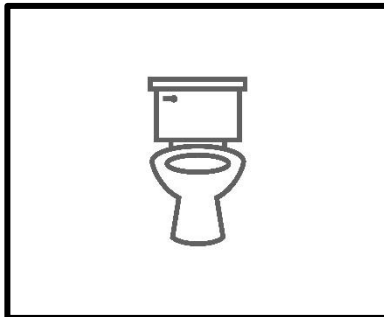
Name \_\_\_\_\_

**Directions:**

1. Cut out each box below.
2. Paste each box into the correct space.



Dirty \_\_\_\_\_ spread germs.



Wash hands after using the \_\_\_\_\_.



Wash hands after \_\_\_\_\_.

blowing nose

hands

bathroom

Name \_\_\_\_\_

**Directions:**

1. Cut out each box below.
2. Paste each box into the correct space.

1. Dirty \_\_\_\_\_ spread germs.
2. Germs can make people \_\_\_\_\_.
3. Wash hands after using the \_\_\_\_\_.
4. Wash hands after blowing your \_\_\_\_\_.

sick

bathroom

nose

hands

Name \_\_\_\_\_

**Directions:** Use the words below to write about **germs**.

dirty hands

germs

sick

wash hands

bathroom

spread

make

people

blow nose

after



---

---

---

---

---

---

---

---

---

---

Name \_\_\_\_\_

**Fact:** Doctors give medicine to sick patients. Doctors listen to people's heart and lungs with their stethoscope.

**Directions:**





1. Do you like going to the doctor? \_\_\_\_\_
2. Draw a face on the doctor.
3. Write the word "doctor" on the line below.



Name \_\_\_\_\_

**Directions:**

1. Cut out the pictures at the bottom of the page.
2. Glue pictures to match the pattern.





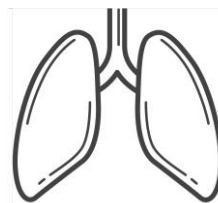
Name \_\_\_\_\_

## Directions:

1. Circle each picture of a **doctor**.
2. Put an "X" on each picture that is not.

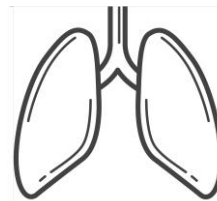
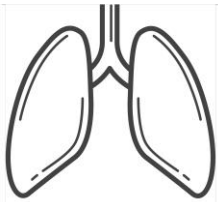
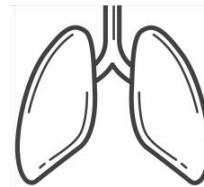
## Supplemental Activity:

1. Cut out each **doctor**.
2. Glue pictures of each **doctor** on a sheet of paper.



Name \_\_\_\_\_

**Directions:** Circle the picture that matches the first picture in the row.



Name. \_\_\_\_\_

**Fact:** Doctors give medicine to patients with pneumonia. Some medicine is liquid. Some medicine are pills.

**Directions:** Maria has pneumonia. Her doctor gave her medicine to take. Draw the correct number of pills in the boxes for each day of the week.

1. **Monday** - 1 pill
2. **Tuesday** - 2 pills
3. **Wednesday** - 1 pill
4. **Thursday** - 1 pill
5. **Friday** - 2 pills
6. **Saturday** - 3 pills
7. **Sunday** - 1 pill

Pills come in different shapes and colors.



<b>MONDAY</b>	<b>TUESDAY</b>	<b>WEDNESDAY</b>	<b>THURSDAY</b>	<b>FRIDAY</b>
<b>SATURDAY</b>	<b>SUNDAY</b>			

Count the pills. How many pills did Maria take? \_\_\_\_\_



## Vocabulary L3

Name \_\_\_\_\_

**Directions:** Use the word bank to fill in the blanks.

**patient** - a person who sees a doctor

**fever** - hot body temperature

**lungs** - body part that helps you breathe

**germs** - what makes people sick

1. A person who sees a doctor is a \_\_\_\_\_.
2. When a person is sick and has a **hot body temperature**, they have a \_\_\_\_\_.
3. What **makes people sick** are \_\_\_\_\_.
4. The **body part that helps you breathe** are the \_\_\_\_\_.

Name \_\_\_\_\_

**Directions:** After the first question is answered, use your **main idea cards** to answer the additional questions.

What do you know about pneumonia? \_\_\_\_\_

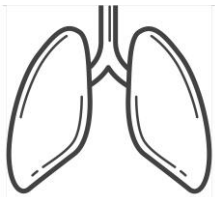
---

---

---

---

---



What body part is this? \_\_\_\_\_.

What are three symptoms of pneumonia? \_\_\_\_\_

---

How can you prevent pneumonia? \_\_\_\_\_.

What is used to listen to your lungs? \_\_\_\_\_.

What do doctors give people with pneumonia? \_\_\_\_\_.

Why did people die from pneumonia a long time ago?

\_\_\_\_\_.

Name \_\_\_\_\_

**Directions:** Use the words in the **Word Bank** to fill in the blank.

thermometer	rest	hands
medicine	lungs	

1. Pneumonia is an infection in the \_\_\_\_\_. (Page 2)
2. A \_\_\_\_\_ is used to find out how hot your body is. (Page 4)
3. A person who has pneumonia needs to stay in bed and \_\_\_\_\_. (page 7)
4. You can prevent pneumonia by washing \_\_\_\_\_. (page 8)
5. Doctors give \_\_\_\_\_ to patients with pneumonia. (page 12)

Name \_\_\_\_\_

**Directions:**

1. Fill in the blank with the word is.
2. Rewrite the sentence.

1. Pneumonia \_\_\_\_\_ an infection in a person's lungs.

\_\_\_\_\_

2. One symptom \_\_\_\_\_ a fever.

\_\_\_\_\_

3. A fever \_\_\_\_\_ when the inside of your body is hot .

\_\_\_\_\_

4. A thermometer \_\_\_\_\_ used to see if you have a fever.

\_\_\_\_\_

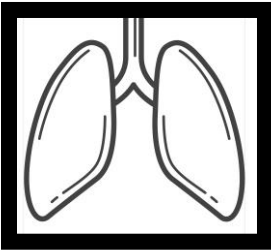
5. Loss of appetite \_\_\_\_\_ when you do not want to eat.

\_\_\_\_\_



Name \_\_\_\_\_


**Directions:** Unscramble the words to make a sentence. The word(s) in bold is the first word(s) in the sentence.



**Lungs** us breathe help

---

---



**A fever** when is hot the gets body

---

---



**Wash your hands** after to going the bathroom

---

---



**There is** for medicine pneumonia

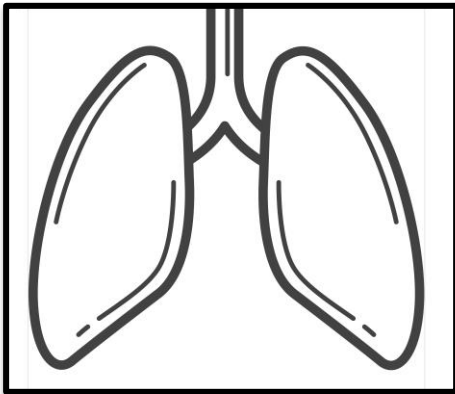
---

---

Name \_\_\_\_\_

**Directions:**


1. Fill in the blanks with the word in bold.
2. Rewrite the sentence.



These are **lungs**.

These are \_\_\_\_\_.

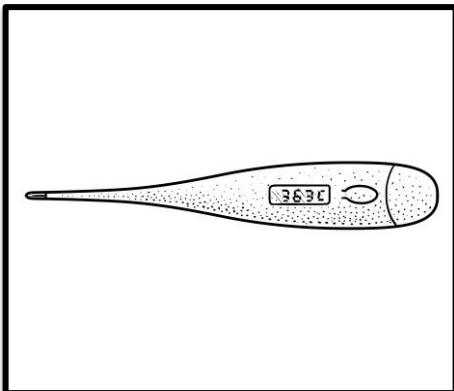
\_\_\_\_\_  
\_\_\_\_\_



This is **medicine**.

This is \_\_\_\_\_.

\_\_\_\_\_  
\_\_\_\_\_




This is a **thermometer**.

This is a \_\_\_\_\_.

\_\_\_\_\_  
\_\_\_\_\_

Name \_\_\_\_\_

**Directions:** Draw a line from the definition to the matching word.



a person who sees a  
doctor

lungs

body part that helps you  
breathe

patient

what makes people sick

fever

hot body temperature

germs



## What Questions L3

---

Name \_\_\_\_\_

The answer to a **What** question gives more information.

**Directions:** Answer the question and fill in the blanks.

A thermometer is used to find out how hot your body is.

**What** is used to find out how hot your body is? \_\_\_\_\_.

Germs make people sick.

**What** makes people sick? \_\_\_\_\_.

Pneumonia is an infection in a person's lungs.

**What** is an infection in a person's lungs? \_\_\_\_\_.

Doctors give people with pneumonia medicine.

**What** do doctors give people with pneumonia? \_\_\_\_\_.

Each card represents the main idea for a page in the book. Use these to study content topics with the book. Match each word with a page in book. To engage, play games with the cards. Discuss the word as it relates to the info. on each page.

pneumonia

lungs

symptoms

fever

loss of  
appetite

coughing

rest

washing hands

bathroom

blow your  
nose

stethoscope

medicine

no medicine

1. Cut out flashcards
2. Play games matching words with the definition.

**patient**

person who is sick  
or hurt

**fever**

hot body  
temperature

**germs**

what makes  
people sick



**lungs**

body part that  
helps you breathe