



Presents

# Custer's Last Stand

## Printable Worksheet Booklet

(Print Landscape)



Name \_\_\_\_\_



I

n


d

i

a

n

-----Cut letters below and glue above from left to right-----

a 

I


i

d

n

n

Name \_\_\_\_\_



b

u

f


f

a

l

o

-----Cut letters below and glue above from left to right-----

f 

b

a


f

l

o

u

Name \_\_\_\_\_



t

e


e

p

e

e

-----Cut letters below and glue above from left to right-----

e 

e

p

t

e

e

Name \_\_\_\_\_



r a i l r o a d

-----Cut letters below and glue above from left to right-----

l r a d i o r a


Name \_\_\_\_\_

**Directions:**

1. Cut out the boxes with the words
2. Glue the words under the correct picture




Glue word here



Glue word here



Glue word here



Glue word here


Indian 

buffalo

teepee

railroad

Name \_\_\_\_\_



C

u

s

t

e

r

-----Cut letters below and glue above from left to right-----

s

C


r

t


e

u






railroad






teepee



Indian



buffalo



railroad

teepee

Indian

buffalo



