



Presents

The Civil War

Printable Worksheet Booklet

(Print Landscape)



Name _____



s


l

a

v

e

-----Cut letters below and glue above from left to right-----

a 

e

l

v

s

Name _____



D o u g l a s s

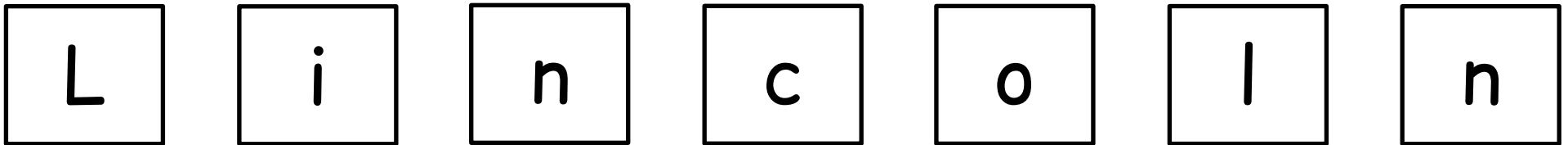
-----Cut letters below and glue above from left to right-----

g D s u l s o a

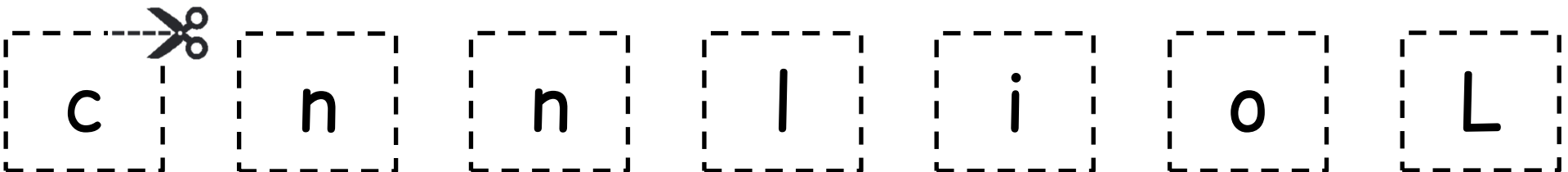
Name _____



BlackAkaliko / Shutterstock.com



-----Cut letters below and glue above from left to right-----



Name _____



b

a


t

t

l

e

-----Cut letters below and glue above from left to right-----

e 

t

l

a


t

b

Name _____

Directions:


1. Cut out the boxes with the words
2. Glue the words under the correct picture



Glue word here



Glue word here



Glue word here




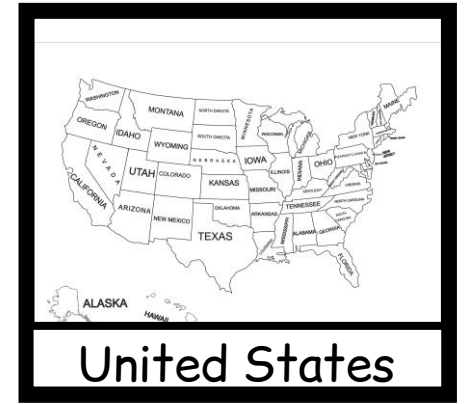



Glue word here

slave

soldiers

U.S.

Lincoln



Lincoln

slave

soldiers

United States

