




Presents

Henry Ford

Printable Worksheet Booklet

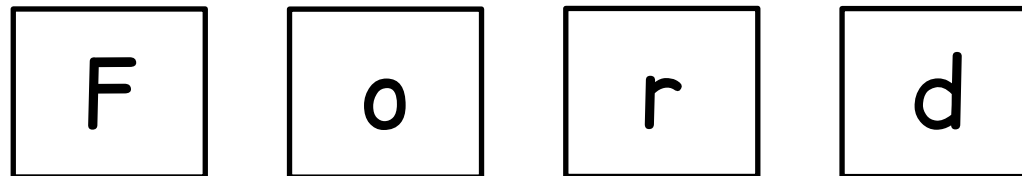
(Print Landscape)



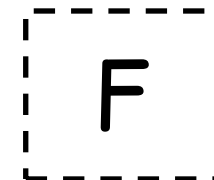

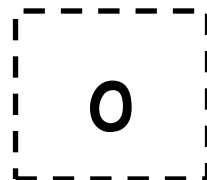
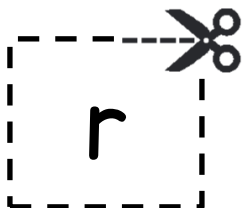
Anton_Ivanov/shutterstock.com

1863-1947

Name _____



-----Cut letters below and glue above from left to right-----




Directions:

1. Color **Michigan** green.
2. Find **your state**. Color it red.
3. Draw a line from your state to Michigan.

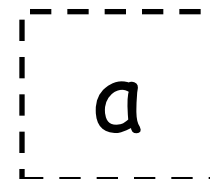
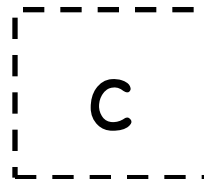


Name _____




c a r

-----Cut letters below and glue above from left to right-----



Name _____



M

O


d

e

l

T

-----Cut letters below and glue above from left to right-----


o

l

M

e

T

d


Name _____

Directions:

1. Cut out the boxes with the words
2. Glue the word under the correct picture




Glue word here



Glue word here



Glue word here



Glue word here


carriage 

Ford

Model T

factory

Name _____



t

r

u

c

k

-----Cut letters below and glue above from left to right-----





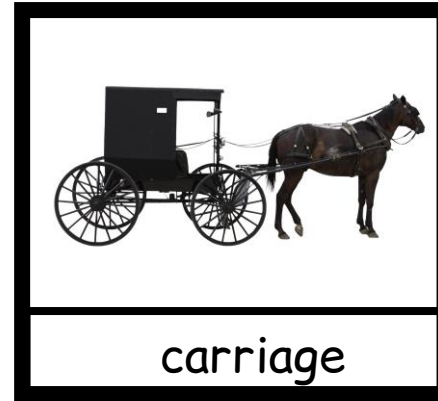


r

t

k

u

c



factory

Model T

carriage

Ford

